

Specification Documents

WALDORF ASTORIA / BEIJING, CHINA
09026

INCLUDED:

FINISHES SPECIFICATIONS

2010 NOVEMBER 30 - ISSUED FOR 50% COORDINATION DOCUMENTS

2011 JANUARY 31- ISSUED FOR SPECIFICATION REVISION

2011 APRIL 15- ISSUED FOR SPECIFICATION REVISION

2011 MAY 13- ISSUED FOR SPECIFICATION REVISION

2011 JUNE 29 - ISSUED FOR SPECIFICATION REVISION

2011 AUGUST 05- ISSUED FOR SPECIFICATION REVISION

2011 FEBRUARY 03 - ISSUED FOR SPECIFICATION REVISION

NOTE: CONTRACTOR IS RESPONSIBLE FOR ENSURING THAT ALL SPECIFIED ITEMS ARE SUBMITTED TO
YABU PUSHESLBERG FOR DESIGNER'S APPROVAL PRIOR TO PROCEEDING WITH WORK.
YABU PUSHESLBERG MUST APPROVE ANY SUBSTITUTIONS.

WALDORF ASTORIA / BEIJING, CHINA- #09026
FINISHES SPECIFICATION INDEX
ISSUED FOR REVISION
2012 FEBRUARY 03

ITEM NO.	LOCATION	DESCRIPTION	ISSUE DATE	REVISION DATE
CARPET				
CP1	MUR - CORRIDOR	CARPET	2010 NOV 30	
CP2	RETAIL	CARPET	2011 NOV 30	
CP3	BRASSERIE	CARPET (MAIN DINING ROOM)	2011 NOV 30	
CP4	BRASSERIE	CARPET (PRIVATE DINING ROOM)	2011 NOV 30	
CP5	BALLROOM	CARPET	2011 NOV 30	2012 FEB 03
CP6	BRIDAL ROOM	CARPET	2011 NOV 30	2012 FEB 03
FABRIC				
FB01	MOCK-UP ROOM	TWO SIDES / WARM GREY / 2200/12	2010 DEC 18	2011 JULY 12
FB02	MOCK-UP ROOM	LEATHER/ABSOLUTE SNOWFOX	2010 DEC 18	
FB03	MOCK-UP ROOM	TEXTURED LINEN / LAVENDER/	2010 DEC 18	
FB04	MOCK-UP ROOM	LORCA SILK HANGERS / NINFA	2010 DEC 18	
FB05	MOCK-UP ROOM	ILION-L / IVORY	2010 DEC 18	
FB06	MOCK-UP ROOM	ELITIS/LINCHANGEANT/LI752-028	2010 DEC 18	
FB07	BRASSERIE / L2 / VIP LOUNGE	RENA/1LAIT/K085	2010 DEC 18	2011 MAY 31
FB08	MOCK-UP ROOM	DELETED - TOWNSEND93401-04/DOE	2010 DEC 18	2011 AUG 05
FB09	MOCK-UP ROOM / PUBLIC	MONARCH MOHAIR / WALNUT / 5007/03	2010 DEC 18	2011 FEB 03
FB10	MOCK-UP ROOM	500FAF/50013	2010 DEC 18	
FB11	MOCK-UP ROOM	FLOWDERY / GOLD ON GREY	2010 DEC 18	
FB12	MOCK-UP ROOM	LIAGRE LINEN/10003/01/GLACE ARGENT	2010 DEC 18	2011 JULY 12
FB13	MOCK-UP ROOM	UMBRA / 2366-03	2011 JAN 31	2011 JULY 12
FB14	MOCK-UP ROOM	ARTISTS LINEN / LAMP BLACK	2011 MAY 13	
FB15	CHINESE REST	LEATHER / NOTTING HILL METALLIC	2011 MAY 31	
FB16	CHINESE REST	MANUEL CANOVAS / 4625-16	2011 MAY 31	
FB17	CHINESE REST	TELIO MOONSHINE 1140082	2011 MAY 31	
FB18	CHINESE REST	BRENTANO SIMPLICITY PLATINE	2011 MAY 31	
FB19	CHINESE REST	TELIO J203 CEYLON/LEMON	2011 MAY 31	
FB20	CHINESE REST	ZINC TEXTILE - 2135/02	2011 MAY 31	
FB21	CHINESE REST	LEATHER / ECHO SPANISM MOSS	2011 MAY 31	
FB22	HOME	WEATHERED / GLADE	2011 MAY 31	
FB23	HOME	THREADCOUNT, OSSINGTON, KHAKI GREY 19003	2011 MAY 31	
FB24	HOME	MOORE & GILES, DOMAINE, SIBERIAN	2011 MAY 31	2011 NOV 30
FB25	HOME	ROGERS & GOFFIGON, SOMERSET 910038-18	2011 MAY 31	
FB26	HOME	OSBOURNE & LITTLE, CONWAY F1268-02	2011 MAY 31	
FB27	HOME	FADINI BORGHI, SOFIA PERLA 01, I6464001	2011 MAY 31	
FB28	HOME	CHRISTIAN LIAIGRE, LINEN 1002-47 PLUIE	2011 MAY 31	2011 NOV 30
FB29	HOME	MOORE & GILES, ECHO, LIMESTONE	2011 MAY 31	
FB30	HOME	TELIO, FIFTY FIFTY, 6021/42	2011 MAY 31	
FB31	HOME	ROGERS & GOFFIGON, CROSSWALK 11	2011 MAY 31	2011 NOV 30
FB32	LOBBY LOUNGE	SULTAN / 0220	2011 MAY 31	
FB33	LOBBY LOUNGE	NEXUS / CO.5143	2011 MAY 31	

WALDORF ASTORIA / BEIJING, CHINA- #09026
FINISHES SPECIFICATION INDEX
ISSUED FOR REVISION
2012 FEBRUARY 03

FB34	LOBBY LOUNGE	WISHBONE / LILAC/COFFEE	2011 MAY 31	
FB35	LOBBY LOUNGE	SNOW HILL 9100660-08 / OAK	2011 MAY 31	
FB36	LOBBY LOUNGE	SHAKER 92509-11 / VAGARY	2011 MAY 31	
FB37	LOBBY LOUNGE	SOMERSET 910038-06 / CHIPPENDALE	2011 MAY 31	
FB38	LOBBY LOUNGE	LE SILK / JOSEPHINE / SAGE	2011 MAY 31	
FB39	HOME	DELETED - CLOTH, ALTO, MIST	2011 MAY 31	2011 DEC 17
FB40A	LOBBY LOUNGE	TEXTURED LINEN / LAVENDER/ NATURAL/ Option 1	2011 MAY 31	
FB40B	LOBBY LOUNGE	HACIENDA ARECA / LINEN SQUARE / OPTION 2	2011 FEB 03	
FB41	LOBBY BAR	PEKING / BLACK TULIP / 8326-22	2011 MAY 31	
FB42	LOBBY BAR /	TELIO/FLAIR/6011/24	2011 MAY 31	
FB43	LOBBY BAR	NOTTINGHILL METALLIC / PLATINUM	2011 MAY 31	2012 FEB 03
FB 44	HOME	DELETED - MOORE & GILES, DORAL, PISTACHIO	2011 MAY 31	2011 NOV 30
FB45	L2 VIP LOUNGE	DELETED- RENAISSANCE / RENA / 1 LAIT	2011 MAY 31	2011 AUG 05
FB46	L2 VIP LOUNGE	TERRAZZA / 1910 / 07	2011 MAY 31	
FB47	L2 VIP LOUNGE	BIG BANG / 2024 / 41	2011 MAY 31	
FB48	L2 VIP LOUNGE	TAMIKA SILKS / 3002.33 / 3027	2011 MAY 31	
FB49	L2 VIP LOUNGE / MTG ROOMS	MOORE & GILES / BARRINGTON / CLOUD	2011 MAY 31	
FB50	L2 MTG ROOMS	GREAT PLAINS / 1054/20	2011 MAY 31	
FB51	L2 MTG ROOMS	DEBUTANTE / WOVEN / 10032-02	2011 MAY 31	
FB52	L2 CORRIDOR	ALICUDI / 1045/01	2011 MAY 31	
FB53	L2 CORRIDOR	ALLOY / 4125/04	2011 MAY 31	
FB54	SPA	PRINCIPESSA / CEMENT	2011 MAY 31	
FB55	SPA	COMO / F1205/34	2011 MAY 31	
FB56	SPA	MOORE & GILES / ECHO / COGNAC	2011 MAY 31	
FB57	SPA	MOORE & GILES / QUEENSTOWN / TAUPE	2011 MAY 31	
FB58	SPA	COUNTRY CLOTH / BASKET / 92504-02	2011 MAY 31	
FB59	POOL DECK	FRESH CANVAS / 1001/14 / GRASS	2011 MAY 31	
FB60	PEACOCK ALLEY	TELEO/ATAC/SMOKE	2011 MAY 31	
FB61	PEACOCK ALLEY	CORTINA COUTURE / UTAH / 57-7 / ANTHRACITE	2011 MAY 31	
FB62	PEACOCK ALLEY	PERENNIALS / ROUGH N ROWDY / 955 / 200 NEWSPRINT	2011 MAY 31	
FB63	PEACOCK ALLEY	ROGERS & GOFFIGON / P.0106.02	2011 MAY 31	
FB64	PEACOCK ALLEY	TELIO / DMORMI / 305	2011 MAY 31	
FB65	CHINESE REST	ARMCHAIR ACCENT pollack blossom	2011 MAY 31	
FB66	WINEROOM	C&C / PISA / TURTLE DOVE /155325	2011 MAY 31	
FB67	LOBBY RETAIL	LEATHER / EDELMAN / OFFWHITE / RH07	2011 MAY 31	
FB68	LOBBY RETAIL	LEATHER / GARRETT / DIS-9075	2011 MAY 31	
FB69	LOBBY RETAIL	TELIO / AZTEKA / 1915 (DRAPERY)	2011 MAY 31	
FB70	WINEROOM	LEATHER / MOORE & GILES / METALLIC CASTOR	2011 MAY 31	

WALDORF ASTORIA / BEIJING, CHINA- #09026
FINISHES SPECIFICATION INDEX
ISSUED FOR REVISION
2012 FEBRUARY 03

FB71	BRASSERIE	LEATHER / KELEEN / JUNIQUE / 9276	2011 MAY 31	
FB72	WINEROOM	LEATHER / MOORE & GILES / NOTTINGHILL CANE	2011 MAY 31	
FB73	RECEPTION	POLLACK/VINTAGE VELVET / TEA LEAVES	2011 MAY 31	
FB74	POOL DECK	PIROGUE / SAIL / DL5001-18	2011 MAY 31	
FB75	CHINESE REST	WINDOW TREAT SHEER	2011 MAY 31	
FB76	CHINESE REST	CUSTOM SHEER FABRIC MOSS & LAM	2011 MAY 31	
FB77	PUBLIC SPACES	WINDOW TREATMENT	2011 MAY 31	2012 FEB 03
FB78	LOBBY LOUNGE	GALAXY ATLANTIC	2011 NOV 30	2012 FEB 03
FB79	PUBLIC SPACES	WINDOWS / SHEERS	2012 FEB 03	
GLASS				
GL1	GENERAL	CLEAR GLASS / 12MM	2010 NOV 30	
GL2	MOCK-UP ROOM	DELETED -BACKPAINTED GLASS / BLACK	2011 JAN 31	2011 AUG 05
GL3	MOCK-UP ROOM	NG/SO BRONZE REFLECTIVE /10MM THK	2011 APR 15	2011 MAY 31
GL4	MOCK-UP ROOM	NG/SO/BRONZE REFLECTIVE / 3MM THK	2011 MAY 09	
GL5	GENERAL	CLEAR LOW IRON GLASS	2011 MAY 13	2011 MAY 31
GL6	CHINESE REST	CLEAR LOW IRON GLASS 15MM THK	2011 MAY 31	2011 MAY 31
GL7	HOME	YABU-21 / 6MM THICK	2011 NOV 30	
GL8	POOL DECK	CLEAR LOW IRON GLASS, 6MM	2011 MAY 31	
GL9	LOBBY LOUNGE	12MM UL LE MYSTERE "A"	2011 MAY 31	
GL10	WINEROOM	NGI/NGM GREY MIRROR	2011 MAY 31	
GL11	LOBBY BAR	DARK GREY GLASS	2011 NOV 30	2011 FEB 03
GL12	LOBBY BAR	TINTED CLEAR GLASS	2011 NOV 30	
GL13	CHINESE REST	LAMINATED GLASS W/ LINEN	2011 DEC 17	
METAL			2011 MAY 31	
ML1	MOCK-UP ROOM / PUBLIC AREAS	GUN METAL	2010 NOV 30	2011 MAY 31
ML2	MOCK-UP ROOM / HOME	OPTION3/US-10B	2010 NOV 30	2011 MAY 31
ML3	MOCK-UP ROOM	DELETED - OPTION3/US-10B	2010 DEC 18	2011 APR 15
ML4	MOCK-UP ROOM / HOME / LOBBY BAR	OPTION3/US COPPER	2010 DEC 18	2011 MAY 31
ML5	MOCK-UP ROOM	POLISHED NICKEL	2011 JAN 31	
ML6		SPARE	2011 NOV 30	
ML7		SPARE	2011 NOV 30	
ML8	PUBLIC AREAS	HAMMERED COPPER	2011 MAY 31	
ML9	MOCK-UP RM / CHINESE REST	HAIRLINE ANTIQUE BRASS	2011 MAY 31	
ML10	LOBBY	BLACKENED STEEL	2011 MAY 31	
ML11	HOME	DARK BRONZE (OLD ENGLISH)	2011 MAY 31	2011 NOV 30
ML12	L2 VIP LOUNGE / BRASSERIE	BRUSHED ENGLISH ANTIQUE	2011 MAY 31	

WALDORF ASTORIA / BEIJING, CHINA- #09026
FINISHES SPECIFICATION INDEX
ISSUED FOR REVISION
2012 FEBRUARY 03

ML13	SPA/L2 CORRIDOR	OPTION3 / US10B / POLISHED	2011 MAY 31	
ML14	HOME	SMOOTH COPPER	2011 NOV 30	
ML15	DELETED		2011 MAY 31	2012 FEB 03
ML16	LOBBY LOUNGE	SILVER METAL, POLISHED	2011 MAY 31	
ML17	LOBBY RETAIL	HAIRLINE BRONZE	2011 MAY 31	
ML18	WINEROOM	SATIN BRASS	2011 MAY 31	
ML19	BRASSERIE	TEXTURED US COPPER	2011 MAY 31	
ML20	LOBBY BAR	WIRE METAL MESH - BRONZE	2011 NOV 30	
ML21	LOBBY BAR	BRONZE (TO MATCH ML20)	2011 NOV 30	
ML22	LOUNGE/BAR	ANTIQUE COPPER	2011 NOV 30	
MIRROR				
MR1	GENERAL	CLEAR MIRROR / 6MM	2010 NOV 30	
MR2	HOME	CLEAR MIRROR BEVELLED	2011 MAY 31	
MR3	LOBBY BAR	DARK ORCHID / 12MM THICK	2011 NOV 30	
PAINT				
PT1	MOCK-UP ROOM	EXTRA WHITE / 7006 / FLAT	2010 NOV 30	
PT2	MOCK-UP ROOM	EXTRA WHITE / 7006 / EGGSHELL	2010 NOV 30	
PT3	CHINESE REST.	VIP DINING RM. ICI PAINT. A0292	2012 FEB 06	
SPECIAL FINISH				
SP1	MOCK-UP ROOM	ARTISTIC IMAGE ON WOOD	2010 DEC 18	
SP2	MOCK-UP ROOM	ARTISTIC IMAGE ON CANVAS	2011 JAN 31	2012 FEB 03
SP3	PUBLIC AREAS	WHITE PAINTED LINEN FINISH	2011 NOV 30	
SP4	PUBLIC AREAS	STAIRCASE WALLS	2011 NOV 30	
SP5	RECEPTION	BLACK PEN SHELL/ SF-KP-R106	2011 MAY 31	
SP6	CHINESE REST	CHINESE LANDSCAPE CANVAS	2011 NOV 30	
SP7	PEACOCK ALLEY/ CONSOLE	TORTOISE SEA SHELL/BRICK PATTERN	2011 MAY 31	
SP8	HOME - WALLS	PLASTER - PL 110026	2011 NOV 30	
SP9	PEACOCK ALLEY	ARTISTIC IMAGE ON WOOD	2011 MAY 31	
SP10	L2 CORRIDOR	PAINTED GOAT SKIN	2011 MAY 31	
SP11	L2 CORRIDOR / POOL DECK	RATTAN CANING	2011 MAY 31	2011 NOV 30
SP12A	RECEPTION	LINE DRAWING LACQUER / OPTION 1	2012 FEB 06	
SP12B	RECEPTION	EMBROIDERY PATTERN ON FABRIC / OPTION 2	2011 MAY 31	2012 FEB 03
SP13	LOBBY LOUNGE	HAND PAINTED PANEL	2011 MAY 31	
SP14	BRASSERIE	METAL RELIEF PANELLING	2011 NOV 30	
SP15	HOME	PAINTED LINEN - PT 110043	2011 NOV 30	2011 DEC17
SP16	RECEPTION	COWBONE HERRINGBONE	2011 DEC17	
STONE				
ST1	LOBBY / MUR	ALEXANADRA NUVOLATO / HONED / SLAB 20MM-WALL&FLOOR	2010 NOV 30	
ST1A	MUR	ALEXANADRA NUVOLATO / HONED / SLAB 20MM-WALL&FLOOR	2011 AUG 05	
ST2	LOBBY	BRUNO ELEGANTE / HIGH HONED / 20MM THICK	2011 NOV 30	

WALDORF ASTORIA / BEIJING, CHINA- #09026
FINISHES SPECIFICATION INDEX
ISSUED FOR REVISION
2012 FEBRUARY 03

ST3	CHINESE REST/PEACOCK ALLEY/LOBBY LOUNGE	ONICE NUOVO (POLISHED)	2011 MAY 31	
ST4	HOME - FLOOR & WALLS	FRENCH BLUE LIMESTONE / HONED / 20MM THICK	2011 NOV 30	
ST5	HOME -FURNITURE	SOAPSTONE	2011 MAY 31	
ST6	HOME - PANTRY	ONICE STORM / POLISHED / 20MM THICK	2011 NOV 30	2012 FEB 03
ST7	HOME	DELETED -MARNO / HONED / 10MM THICK	2011 NOV 30	2011 DEC 17
ST8	SPA	ORGANIC WHITE / 4600	2011 MAY 31	
ST9	CHINESE REST	YELLOW TIGER EYE / 3MM	2011 MAY 31	
ST10	HOME - WALLS	FRENCH BLUE LIMESTONE / HAMMERED / 20MM THICK	2011 NOV 30	
ST11	LOBBY LOUNGE	BLUE TIGER EYE / 3MM	2011 MAY 31	
ST12	LOBBY BAR	ANTIQUE BROWN / HONED	2011 NOV 30	2012 FEB 03
TILE				
TL1	HOME-BACKSPLASH	MARNO - HONED	2011 NOV 30	2011 DEC 17
TL2	CHINESE - SERVERY	BOIS BEIGE 60X60	2011 NOV 30	2012 FEB 03
TL3		SPARE	2011 NOV 30	
TL4	HOME	VALLEY TILE / PEWTER / 6" X 6"	2011 NOV 30	
TL5		SPARE	2011 NOV 30	
TL6		SPARE	2011 NOV 30	
TL7		SPARE	2011 NOV 30	
TL8	BRASSERIE	SHOW KITCHEN - WALLS (SUBWAY TILE)	2011 NOV 30	
TL9	BRASSERIE	SHOW KITCHEN - WALLS (SUBWAY TILE)	2011 NOV 30	
WALLCOVERING				
WC1	MUR CORRIDOR / RETAIL	VECOM / SILK / 244-21	2010 NOV 30	
WC2	RECEPTION	AT RECEPTION	2011 NOV 30	
WC3	PUBLIC WASHROOMS	AT PUBLIC WASHROOMS	2011 NOV 30	
WC4	CHINESE REST	METRO WALLCOVERING / SILVER MOSAIC	2011 NOV 30	
WC5	3RD FLOOR	ELIZABETH DOW, SILVER SAGE 2100-05	2011 NOV 30	
WC6	MOCK-UP RM CORRIDOR	SILK WALLS / SILVER / 20029/09	2011 MAY 13	
WC7	BRASSERIE - PDR	PHILLIP JEFFERIES LTD/CHAIN LINK	2011 NOV 30	

WALDORF ASTORIA / BEIJING, CHINA- #09026
FINISHES SPECIFICATION INDEX
ISSUED FOR REVISION
2012 FEBRUARY 03

WC8	HOME - PANTRY	ELIZABETH DOW, COCAO BEAN 3000-13 PB	2011 DEC 17	
WOOD				
WD1	MOCK-UP ROOM	FUMED OAK / FLOORING	2010 NOV 30	
WD2	MOCK-UP ROOM	FUMED OAK / SOLID	2010 NOV 30	
WD3	MOCK-UP ROOM	WHITE OAK/FLAT CUT	2010 DEC 18	2012 FEB 03
WD4	MOCK-UP ROOM	QUILTED MAPLE EBONIZED	2010 DEC 18	2011 MAY 31
WD5	MOCK-UP ROOM	MAROTTE / CHENE DES MARAIS /	2010 DEC 18	2011 JULY12
WD6	MOCK-UP ROOM	BLACK LACQUER	2010 DEC 18	
WD7	MOCK-UP ROOM	DELETED- WALNUT/ FLAT CUT	2010 DEC 18	2011 MAY 09
WD8	MOCK-UP ROOM	DELETED- WALNUT/ FLAT CUT / EBONIZED /	2011 JAN 31	2011 MAY 09
WD9	PUBLIC AREAS	PORTAL WOOD / STANDARD WOOD PANELS	2011 NOV 30	
WD10		SPARE	2011 NOV 30	
WD11		SPARE	2011 NOV 30	
WD12A	BRASSERIE	WOOD (NO CARVING)	2011 NOV 30	
WD12B	BRASSERIE	WOOD (WITH CARVING)	2011 NOV 30	
WD13	CHINESE	FLOORING/EUROPEAN OAK LANCASTER	2011 NOV 30	
WD14	CHINESE	TABU VENEER : PSMS T1.002	2011 NOV 30	
WD15	HOME - FLOORING	WINSTON WDS WP MAXIMA FUMED OAK PRE-WHITE BLACK, HERRINGBONE	2011 NOV 30	
WD16	HOME -FURNITURE	EUROPEAN OAK, COLOR LINE, RESANCE	2011 MAY 31	
WD17	HOME -MILLWORK / FURNITURE	RUSTIC OAK SMOKED/OIL CASTLE GREY	2011 MAY 31	
WD18	HOME -FURNITURE	FLAT CUT WHITE OAK / SMOKED	2011 MAY 31	2011 NOV 30
WD19	MOCK-UP ROOM/LOBBY LOUNGE & BAR	HAND POLISHED BLACK LACQUER W/ OCHRE RUBBED EDGE	2011 MAY 09	
WD20	PUBLIC AREAS	HONEY IMBUA	2011 MAY 31	
WD21	CHINESE REST	HAND-PAINTED WHITE WASHED ASH	2011 MAY 31	
WD22	L2 MTG ROOMS	TABU 03.015 / ZEBRANO / 10% SHEEN	2011 MAY 31	
WD23	POOL DECK	TEAK / EBONIZED / OILED	2011 NOV 30	
WD24	PUBLIC AREAS	BLACK AMERICAN WALNUT / EBONY STAINED AND OILED	2011 MAY 31	
WD25	HOME - FURNITURE	PAN SLICED OAK, FLAT CUT	2011 MAY 31	
WD26	HOME - FURNITURE	SALVAGED OAK, END GRAIN	2011 MAY 31	2011 NOV 30
WD27	LOBBY RETAIL	WHITE OAK/FLAT CUT / MATTE	2011 NOV 30	
WD28A	BRASSERIE	EBONIZED ZEBRA WOOD ENDCUT 20%	2011 MAY 31	
WD28B	BRASSERIE	EBONIZED ZEBRA WOOD ENDCUT 25%	2011 MAY 31	
WD28C	BRASSERIE	EBONIZED ZEBRA WOOD ENDCUT 30%	2011 MAY 31	
WD28D	BRASSERIE	EBONIZED ZEBRA WOOD ENDCUT 35%	2011 MAY 31	
WD29	BRASSERIE	EBONIZED ZEBRA WOOD / QUARTER CUT / EBONIZED 40%	2011 MAY 31	
WD30	SPA	TABU 03.016 / ZEBRANO / 10%	2011 MAY 31	
WD31	LOBBY LOUNGE	SAPELE / EBONIZED / 10% SHEEN	2011 MAY 31	

WALDORF ASTORIA / BEIJING, CHINA- #09026
FINISHES SPECIFICATION INDEX
ISSUED FOR REVISION
2012 FEBRUARY 03

WD32	LOUNGE/BAR	ICI / PERSIMMON BERRY/ HIGH GLOSS	2011 NOV 30	2012 FEB 03
WD33	MUR	WOOD - HAMMERED COPPER FINISH	2011 FEB 03	
'0' PRIOR TO ITEM NO. IN INDIVIDUAL SPECIFICATION SHEET IS FOR CLERICAL PURPOSES ONLY. EG. 'FB3' IN DRAWING = 'FB03' IN INDIVIDUAL SPECIFICATION SHEET.				

Project Name: **WALDORF ASTORIA- BEIJING**Item Number: **CP-01**Project #: **09026**Item Description: **Carpet- IN DEVELOPMENT**Issue Date: **11/30/10**

Revision(s):

Item Quantity:

Manufacturer: TO BE DETERMINED

Source: TO BE DETERMINED

Address:

Address:

Phone:

Phone:

Fax:

Fax:

Contact:

Contact:

E-mail:

E-mail:

Web:

Web:

Style Name: Custom Carpet - IN DEVELOPMENT

Notes: Purchasing Agent to source high quality underpad

Location= Hotel Corridor

Required Item(s) for Designer Approval Prior to Fabrication:

Prepared By: HY

☐ Seaming Diagram ☒ Strike-Off ☐ Finish Sample ☐ Cutting ☐ Shop Dwgs ☐ Prototype ☐ Flame Certificate

Instructions:

- 1 Source is responsible for ensuring that item and/or finish(es) is appropriate for specified application, suitable for environmental conditions, and meets all required codes where project is located.
- 2 Unit and yardage quantities provided by Yabu Pushelberg are approximate and are only intended to assist in preliminary budgeting purposes.
- 3 Purchasing Agent is responsible for verifying all unit and yardage quantities prior to fabrication / order.
- 4 Vendors are responsible for obtaining site dimensions prior to fabrication.

Project Name: **WALDORF ASTORIA- BEIJING**Project #: **09026**Issue Date: **11/30/11**

Revision(s):

Item Number: **CP-02**Item Description: **Carpet- IN DEVELOPMENT**

Item Quantity:

Manufacturer: TO BE DETERMINED

Source: TO BE DETERMINED

Address:

Address:

Phone:

Phone:

Fax:

Fax:

Contact:

Contact:

E-mail:

E-mail:

Web:

Web:

Style Name: Carpet- IN DEVELOPMENT

Required Item(s) for Designer Approval Prior to Fabrication:

Prepared By: HY

☐ Seaming Diagram ☒ Strike-Off ☐ Finish Sample ☐ Cutting ☐ Shop Dwgs ☐ Prototype ☐ Flame Certificate

Instructions:

- 1 Source is responsible for ensuring that item and/or finish(es) is appropriate for specified application, suitable for Contract / Hospitality use, suitable for environmental conditions, and meets all required codes where project is located.

Project Name: **WALDORF ASTORIA- BEIJING**Project #: **09026**Issue Date: **11/30/11**

Revision(s):

Item Number: **CP-03**Item Description: **Carpet- IN DEVELOPMENT**

Item Quantity:

Manufacturer: TO BE DETERMINED

Source: TO BE DETERMINED

Address:

Address:

Phone:

Phone:

Fax:

Fax:

Contact:

Contact:

E-mail:

E-mail:

Web:

Web:

Style Name: Carpet- IN DEVELOPMENT

Flame Requirements:

Required Item(s) for Designer Approval Prior to Fabrication:

Prepared By: HY

☐ Seaming Diagram ☒ Strike-Off ☐ Finish Sample ☐ Cutting ☐ Shop Dwgs ☐ Prototype ☐ Flame Certificate

Instructions:

- 1 Source is responsible for ensuring that item and/or finish(es) is appropriate for specified application, suitable for Contract / Hospitality use, suitable for environmental conditions, and meets all required codes where project is located.

Project Name: **WALDORF ASTORIA- BEIJING**Project #: **09026**Issue Date: **11/30/11**

Revision(s):

Item Number: **CP-04**Item Description: **Carpet- IN DEVELOPMENT**

Item Quantity:

Manufacturer: TO BE DETERMINED

Source: TO BE DETERMINED

Address:

Address:

Phone:

Phone:

Fax:

Fax:

Contact:

Contact:

E-mail:

E-mail:

Web:

Web:

Style Name: Carpet- IN DEVELOPMENT

Required Item(s) for Designer Approval Prior to Fabrication:

Prepared By: HY

☐ Seaming Diagram ☒ Strike-Off ☐ Finish Sample ☐ Cutting ☐ Shop Dwgs ☐ Prototype ☐ Flame Certificate

Instructions:

- 1 Source is responsible for ensuring that item and/or finish(es) is appropriate for specified application, suitable for Contract / Hospitality use, suitable for environmental conditions, and meets all required codes where project is located.

Project Name: **WALDORF ASTORIA- BEIJING**Project #: **09026**Issue Date: **11/30/11**Revision(s): **02/03/12** **Δ 1**
New productItem Number: **CP-05**Item Description: **Carpet- IN DEVELOPMENT**

Item Quantity:

Manufacturer: TO BE DETERMINED

Source: TO BE DETERMINED

Address:

Address:

Phone:

Phone:

Fax:

Fax:

Contact:

Contact:

E-mail:

E-mail:

Web:

Web:

Style Name: Custom Carpet - IN DEVELOPMENT

Notes: Purchasing Agent to source high quality underpad

Location= Ballroom

Required Item(s) for Designer Approval Prior to Fabrication:

Prepared By: HY

☐ Seaming Diagram ☒ Strike-Off ☐ Finish Sample ☐ Cutting ☐ Shop Dwgs ☐ Prototype ☐ Flame Certificate

Instructions:

- 1 Source is responsible for ensuring that item and/or finish(es) is appropriate for specified application, suitable for environmental conditions, and meets all required codes where project is located.
- 2 Unit and yardage quantities provided by Yabu Pushelberg are approximate and are only intended to assist in preliminary budgeting purposes.
- 3 Purchasing Agent is responsible for verifying all unit and yardage quantities prior to fabrication / order.
- 4 Vendors are responsible for obtaining site dimensions prior to fabrication.

Project Name: **WALDORF ASTORIA- BEIJING**Item Number: **CP-06**Project #: **09026**Item Description: **Carpet- IN DEVELOPMENT**Issue Date: **11/30/11**Revision(s): **02/03/12** **Δ 1**

New product

Item Quantity:

Manufacturer: TO BE DETERMINED

Source: TO BE DETERMINED

Address:

Address:

Phone:

Phone:

Fax:

Fax:

Contact:

Contact:

E-mail:

E-mail:

Web:

Web:

Style Name: Custom Carpet - IN DEVELOPMENT

Notes: Purchasing Agent to source high quality underpad

Location= Bridal room

Required Item(s) for Designer Approval Prior to Fabrication:

Prepared By: HY

☐ Seaming Diagram
 ☒ Strike-Off
 ☐ Finish Sample
 ☐ Cutting
 ☐ Shop Dwgs
 ☐ Prototype
 ☐ Flame Certificate

Instructions:

- 1 Source is responsible for ensuring that item and/or finish(es) is appropriate for specified application, suitable for environmental conditions, and meets all required codes where project is located.
- 2 Unit and yardage quantities provided by Yabu Pushelberg are approximate and are only intended to assist in preliminary budgeting purposes.
- 3 Purchasing Agent is responsible for verifying all unit and yardage quantities prior to fabrication / order.
- 4 Vendors are responsible for obtaining site dimensions prior to fabrication.

Project Name: **WALDORF ASTORIA- BEIJING**Item Number: **FB-01**Project #: **09026**Item Description: **Fabric- Two Sides / Warm grey / 2200/22**Issue Date: **12/18/10**Revision(s): **07/12/11** Δ
New product

Item Quantity:

Manufacturer: Great Plains (YPTO)

Source: Primavera Interior Furnishings

Address:

Address: 160 Pears Avenue
Suite 110
Toronto ON M5R 3P8 Canada

Phone:

Phone: (416) 921-3334

Fax:

Fax: (416) 921-3227

Contact:

Contact: Wendy Sondon Katz

E-mail:

E-mail: wendy@primavera.ca

Web:

Web: www.primavera.ca

Product: Two Sides / Warm grey / 2200/22

Notes:

100% Wool
Passes CAL 117
Passes 40,000 Martindale Double Rubs
Reversible

Required Item(s) for Designer Approval Prior to Fabrication:

Prepared By: HY

☐ Seaming Diagram
 ☐ Strike-Off
 ☐ Finish Sample
 ☒ Cutting
 ☐ Shop Dwgs
 ☐ Prototype
 ☐ Flame Certificate

Instructions:

- 1 All Cuttings for Approval (CFA's) are to be sent directly to the Interior Designer by the vendor.
- 2 Fabric vendor will confirm all specified fabrics are stable, will not shrink and will be colour fast and suitable for end use.
- 3 The vendor must complete the flame treatment of fabrics. The liability is solely with the original fabric vendor.
- 4 It is the responsibility for the vendor to verify received COM match swatches and/or the description written on the purchase order, prior to fabrication.
- 5 The vendor will utilize fabric in the most cost effective manner to avoid waste. The vendor is responsible to supply accurate COM quantities based on the actual specified fabric size and repeats.

Project Name: **WALDORF ASTORIA- BEIJING**Item Number: **FB-01**Project #: **09026**Item Description: **Fabric- Two Sides / Warm grey / 2200/22**Issue Date: **12/18/10**Revision(s): **07/12/11** **Δ**

Item Quantity:

Manufacturer: Great Plains (YPTO)Source: Primavera Interior Furnishings

Instructions:

- 6 All excess fabric will be labeled and shipped with the final upholstered goods.
- 7 Drapery fabrics must be stable and pre-shrunk.
- 8 Vendor is responsible for ensuring that item and/or finish(es) is appropriate for specified application, suitable for environmental conditions, and meets all required codes where project is located.
- 9 Purchasing Agent to arrange for application of suitable backing to fabric when required.

Project Name: **WALDORF ASTORIA- BEIJING**Project #: **09026**Issue Date: **12/18/10**

Revision(s):

Item Number: **FB-02**Item Description: **Leather- Absolute / Snow Fox**

Item Quantity:

Manufacturer: Moore & Giles Inc. (China)

Address:

Phone:

Fax:

Contact:

E-mail:

Web:

Source: Altfield Interiors- HK

Address: 1102 1103 Nine Queens Road
9 Queens Road, Central
Hong Kong China

Phone: 852 2524 4867

Fax: 852 2524 5676

Contact: Jo Ho

E-mail: jo@altfield.com.hk

Web: www.altfield.com.hk

Product: Absolute / Snow Fox

Required Item(s) for Designer Approval Prior to Fabrication:

Prepared By: HY

☐ Seaming Diagram
 ☐ Strike-Off
 ☐ Finish Sample
 ☒ Cutting
 ☐ Shop Dwg's
 ☐ Prototype
 ☐ Flame Certificate

Instructions:

- 1 All Cuttings for Approval (CFA's) are to be sent directly to the Interior Designer by the vendor.
- 2 Fabric vendor will confirm all specified fabrics are stable, will not shrink and will be colour fast and suitable for end use.
- 3 The vendor must complete the flame treatment of fabrics. The liability is solely with the original fabric vendor.
- 4 It is the responsibility for the vendor to verify received COM match swatches and/or the description written on the purchase order, prior to fabrication.
- 5 The vendor will utilize fabric in the most cost effective manner to avoid waste. The vendor is responsible to supply accurate COM quantities based on the actual specified fabric size and repeats.
- 6 All excess fabric will be labeled and shipped with the final upholstered goods.

Project Name: **WALDORF ASTORIA- BEIJING**

Item Number: **FB-02**

Project #: **09026**

Item Description: **Leather- Absolute / Snow Fox**

Issue Date: **12/18/10**

Item Quantity:

Manufacturer: Moore & Giles Inc. (China)

Source: Altfield Interiors- HK

Instructions:

- 7 Drapery fabrics must be stable and pre-shrunk.
- 8 Vendor is responsible for ensuring that item and/or finish(es) is appropriate for specified application, suitable for environmental conditions, and meets all required codes where project is located.
- 9 Purchasing Agent to arrange for application of suitable backing to fabric when required.

Project Name: **WALDORF ASTORIA- BEIJING**Project #: **09026**Item Number: **FB-03**Item Description: **Fabric- Textured Linen /
Lavender/Natural / TEXTL / Tarif H145**Issue Date: **12/18/10**

Revision(s):

Item Quantity:

Manufacturer: Telio & Cie (YPTO/YPNY)

Address:

Source: Telio & Cie

Address: 160 Pears Avenue
#400

Toronto ON M5R 3P8 Canada

Phone:

Phone: (416) 968-2020 800#: (877) 254-9855

Fax:

Fax: (416) 968-7298

Contact:

Contact: Duane Lucas

E-mail:

E-mail: duane.lucas@telio.com

Web:

Web: www.telio.com

Product: Textured Linen / Lavender/Natural / TEXTL / Tarif
H145

Notes: 100% Linen

Required Item(s) for Designer Approval Prior to Fabrication:

Prepared By: HY

☐ Seaming Diagram
 ☐ Strike-Off
 ☐ Finish Sample
 ☒ Cutting
 ☐ Shop Dwgs
 ☐ Prototype
 ☐ Flame Certificate

Instructions:

- 1 All Cuttings for Approval (CFA's) are to be sent directly to the Interior Designer by the vendor.
- 2 Fabric vendor will confirm all specified fabrics are stable, will not shrink and will be colour fast and suitable for end use.
- 3 The vendor must complete the flame treatment of fabrics. The liability is solely with the original fabric vendor.
- 4 It is the responsibility for the vendor to verify received COM match swatches and/or the description written on the purchase order, prior to fabrication.
- 5 The vendor will utilize fabric in the most cost effective manner to avoid waste. The vendor is responsible to supply accurate COM quantities based on the actual specified fabric size and repeats.

Project Name: **WALDORF ASTORIA- BEIJING**Item Number: **FB-03**Project #: **09026**Item Description: **Fabric- Textured Linen /
Lavender/Natural / TEXTL / Tarif H145**Issue Date: **12/18/10**

Item Quantity:

Manufacturer: Telio & Cie (YPTO/YPNY)

Source: Telio & Cie

Instructions:

- 6 All excess fabric will be labeled and shipped with the final upholstered goods.
- 7 Drapery fabrics must be stable and pre-shrunk.
- 8 Vendor is responsible for ensuring that item and/or finish(es) is appropriate for specified application, suitable for environmental conditions, and meets all required codes where project is located.
- 9 Purchasing Agent to arrange for application of suitable backing to fabric when required.

Project Name: **WALDORF ASTORIA- BEIJING**Project #: **09026**Issue Date: **12/18/10**

Revision(s):

Item Number: **FB-04**Item Description: **Fabric- Silk Hangers / Ninfa / MLF1181-03**

Item Quantity:

Manufacturer: Osborne & Little (China)

Address:

Phone:

Fax:

Contact:

E-mail:

Web:

Source: Solari Design Inc

Address:

Beijing China

Phone: 86(010)8586 6987

Fax:

Contact: Daniel Chen

E-mail: daniel_chen@solari-design.com

Web:

Product: Silk Hangers / Ninfa / MLF1181-03

Size/Dimensions: 50.25" W / Repeat 29.25"

Notes: 60% silk / 40% viscose

Required Item(s) for Designer Approval Prior to Fabrication:

Prepared By: HY

☐ Seaming Diagram ☐ Strike-Off ☐ Finish Sample ☒ Cutting ☐ Shop Dwg's ☐ Prototype ☐ Flame Certificate

Instructions:

- 1 All Cuttings for Approval (CFA's) are to be sent directly to the Interior Designer by the vendor.
- 2 Fabric vendor will confirm all specified fabrics are stable, will not shrink and will be colour fast and suitable for end use.
- 3 The vendor must complete the flame treatment of fabrics. The liability is solely with the original fabric vendor.
- 4 It is the responsibility for the vendor to verify received COM match swatches and/or the description written on the purchase order, prior to fabrication.
- 5 The vendor will utilize fabric in the most cost effective manner to avoid waste. The vendor is responsible to supply accurate COM quantities based on the actual specified fabric size and repeats.
- 6 All excess fabric will be labeled and shipped with the final upholstered goods.
- 7 Drapery fabrics must be stable and pre-shrunk.

Project Name: **WALDORF ASTORIA- BEIJING**

Item Number: **FB-04**

Project #: **09026**

Item Description: **Fabric- Silk Hangers / Ninfa / MLF1181-03**

Issue Date: **12/18/10**

Item Quantity:

Manufacturer: **Osborne & Little (China)**

Source: **Solari Design Inc**

Instructions:

- 8 Vendor is responsible for ensuring that item and/or finish(es) is appropriate for specified application, suitable for environmental conditions, and meets all required codes where project is located.
- 9 Purchasing Agent to arrange for application of suitable backing to fabric when required.

Project Name: **WALDORF ASTORIA- BEIJING**Item Number: **FB-05**Project #: **09026**Item Description: **Fabric- Ilion-L / Ivory**Issue Date: **12/18/10**

Revision(s):

Item Quantity:

Manufacturer: Fabricut (YPTO)

Source: Fabricut

Address:

Address: 9303 East 46th Street
Tulsa OK 74145-4895

Phone:

Phone: (888) 308-1502 800#: (800) 779-3777

Fax:

Fax: (918) 392-6172

Contact:

Contact: Bruce Maindonald

E-mail:

E-mail: bruce.maindonald@fabricut.com

Web:

Web:

Product: lion-L / Ivory

Size/Dimensions: 54"

Notes:

52% Acrylic / 46% Polyester / 2% Latex
Exceeds 201,000 Double rubs Wyzenbeek
Passes NFPA 260A / MVS 302
100% latex backing
Cleaning Code S

Nanotex finish is to be applied to fabric.
Nanotex is a permanent topical stain resistance
application which also increase the overall abrasion
results by 50%

Required Item(s) for Designer Approval Prior to Fabrication:

Prepared By: HY

☐ Seaming Diagram ☐ Strike-Off ☐ Finish Sample ☒ Cutting ☐ Shop Dwg's ☐ Prototype ☐ Flame Certificate

Instructions:

- 1 All Cuttings for Approval (CFA's) are to be sent directly to the Interior Designer by the vendor.
- 2 Fabric vendor will confirm all specified fabrics are stable, will not shrink and will be colour fast and suitable for end use.
- 3 The vendor must complete the flame treatment of fabrics. The liability is solely with the original fabric vendor.
- 4 It is the responsibility for the vendor to verify received COM match swatches and/or the description written on the purchase order, prior to fabrication.
- 5 The vendor will utilize fabric in the most cost effective manner to avoid waste. The vendor is responsible to supply accurate COM quantities based on the actual specified fabric size and repeats.
- 6 All excess fabric will be labeled and shipped with the final upholstered goods.
- 7 Drapery fabrics must be stable and pre-shrunk.

Project Name: **WALDORF ASTORIA- BEIJING**Item Number: **FB-05**Project #: **09026**Item Description: **Fabric- Ilion-L / Ivory**Issue Date: **12/18/10**

Item Quantity:

Manufacturer: Fabricut (YPTO)

Source: Fabricut

Instructions:

- 8 Vendor is responsible for ensuring that item and/or finish(es) is appropriate for specified application, suitable for environmental conditions, and meets all required codes where project is located.
- 9 Purchasing Agent to arrange for application of suitable backing to fabric when required.

Project Name: **WALDORF ASTORIA- BEIJING**Project #: **09026**Issue Date: **12/18/10**

Revision(s):

Item Number: **FB-06**Item Description: **Fabric- Lin Changeant / Blush / LI752-028**

Item Quantity:

Manufacturer: Elitis (YPTO)

Address:

Phone:

Fax:

Contact:

E-mail:

Web:

Source: Primavera Interior Furnishings

Address: 160 Pears Avenue
Suite 110
Toronto ON M5R 3P8 Canada

Phone: (416) 921-3334

Fax: (416) 921-3227

Contact: Wendy Sondon Katz

E-mail: wendy@primavera.ca

Web: www.primavera.ca

Product: Lin Changeant / Blush / LI752-028

Size/Dimensions: 53"

Notes: 100% Linen
Chintz Finis

Required Item(s) for Designer Approval Prior to Fabrication:

Prepared By: HY

☐ Seaming Diagram
 ☐ Strike-Off
 ☐ Finish Sample
 ☒ Cutting
 ☐ Shop Dwg's
 ☐ Prototype
 ☐ Flame Certificate

Instructions:

- 1 All Cuttings for Approval (CFA's) are to be sent directly to the Interior Designer by the vendor.
- 2 Fabric vendor will confirm all specified fabrics are stable, will not shrink and will be colour fast and suitable for end use.
- 3 The vendor must complete the flame treatment of fabrics. The liability is solely with the original fabric vendor.
- 4 It is the responsibility for the vendor to verify received COM match swatches and/or the description written on the purchase order, prior to fabrication.
- 5 The vendor will utilize fabric in the most cost effective manner to avoid waste. The vendor is responsible to supply accurate COM quantities based on the actual specified fabric size and repeats.
- 6 All excess fabric will be labeled and shipped with the final upholstered goods.

Project Name: **WALDORF ASTORIA- BEIJING**Item Number: **FB-06**Project #: **09026**Item Description: **Fabric- Lin Changeant / Blush / LI752-028**Issue Date: **12/18/10**

Item Quantity:

Manufacturer: **Elitis (YPTO)**Source: **Primavera Interior Furnishings**

Instructions:

- 7 Drapery fabrics must be stable and pre-shrunk.
- 8 Vendor is responsible for ensuring that item and/or finish(es) is appropriate for specified application, suitable for environmental conditions, and meets all required codes where project is located.
- 9 Purchasing Agent to arrange for application of suitable backing to fabric when required.

Project Name: **WALDORF ASTORIA- BEIJING**Project #: **09026**Item Number: **FB-07**Item Description: **Fabric- Renaissance / Rena / Lait / 1
Tarif K085**Issue Date: **12/18/10**Revision(s): **08/05/11** Δ
Location added

Item Quantity:

Manufacturer: Telio & Cie (YPTO/YPNY)

Address:

Source: Telio & Cie

Address: 160 Pears Avenue
#400

Toronto ON M5R 3P8 Canada

Phone:

Phone: (416) 968-2020 800#: (877) 254-9855

Fax:

Fax: (416) 968-7298

Contact:

Contact: Duane Lucas

E-mail:

E-mail: duane.lucas@telio.com

Web:

Web: www.telio.com

Product: Renaissance / Rena / Lait / 1 Tarif K085 / 137cm

Notes: 100% Linen

Location= Brasserie / L2

Required Item(s) for Designer Approval Prior to Fabrication:

Prepared By: HY

<input type="checkbox"/> Seaming Diagram	<input type="checkbox"/> Strike-Off	<input type="checkbox"/> Finish Sample	<input checked="" type="checkbox"/> Cutting	<input type="checkbox"/> Shop Dwgs	<input type="checkbox"/> Prototype	<input type="checkbox"/> Flame Certificate
------------------------------------------	-------------------------------------	----------------------------------------	---------------------------------------------	------------------------------------	------------------------------------	--------------------------------------------

Instructions:

- 1 All Cuttings for Approval (CFA's) are to be sent directly to the Interior Designer by the vendor.
- 2 Fabric vendor will confirm all specified fabrics are stable, will not shrink and will be colour fast and suitable for end use.
- 3 The vendor must complete the flame treatment of fabrics. The liability is solely with the original fabric vendor.
- 4 It is the responsibility for the vendor to verify received COM match swatches and/or the description written on the purchase order, prior to fabrication.

Project Name: **WALDORF ASTORIA- BEIJING**Project #: **09026**Item Number: **FB-07**Item Description: **Fabric- Renaissance / Rena / Lait / 1
Tarif K085**Issue Date: **12/18/10**Revision(s): **08/05/11** **Δ**

Item Quantity:

Manufacturer: **Telio & Cie (YPTO/YPNY)**Source: **Telio & Cie**

Instructions:

- 5 The vendor will utilize fabric in the most cost effective manner to avoid waste. The vendor is responsible to supply accurate COM quantities based on the actual specified fabric size and repeats.
- 6 All excess fabric will be labeled and shipped with the final upholstered goods.
- 7 Drapery fabrics must be stable and pre-shrunk.
- 8 Vendor is responsible for ensuring that item and/or finish(es) is appropriate for specified application, suitable for environmental conditions, and meets all required codes where project is located.
- 9 Purchasing Agent to arrange for application of suitable backing to fabric when required.

Project Name: **WALDORF ASTORIA- BEIJING**Project #: **09026**Item Number: **FB-08**Item Description: **DELETED- Fabric- Townsend / Doe / 93401-04**Issue Date: **12/18/10**Revision(s): **08/05/11** **Δ**
DELETED

Item Quantity:

Manufacturer: Rogers & Goffigon Ltd. (YPTO)

Address:

Source: Primavera Interior Furnishings

Address: 160 Pears Avenue
Suite 110
Toronto ON M5R 3P8 Canada

Phone:

Phone: (416) 921-3334

Fax:

Fax: (416) 921-3227

Contact:

Contact: Wendy Sondon Katz

E-mail:

E-mail: wendy@primavera.ca

Web:

Web: www.primavera.ca

Product: DELETED- Townsend / Doe / 93401-04 / 60"

Notes: 70% Alpaca / 30% Wool

Required Item(s) for Designer Approval Prior to Fabrication:

Prepared By: HY

<input type="checkbox"/> Seaming Diagram	<input type="checkbox"/> Strike-Off	<input type="checkbox"/> Finish Sample	<input checked="" type="checkbox"/> Cutting	<input type="checkbox"/> Shop Dwgs	<input type="checkbox"/> Prototype	<input type="checkbox"/> Flame Certificate
------------------------------------------	-------------------------------------	----------------------------------------	---------------------------------------------	------------------------------------	------------------------------------	--------------------------------------------

Instructions:

- 1 All Cuttings for Approval (CFA's) are to be sent directly to the Interior Designer by the vendor.
- 2 Fabric vendor will confirm all specified fabrics are stable, will not shrink and will be colour fast and suitable for end use.
- 3 The vendor must complete the flame treatment of fabrics. The liability is solely with the original fabric vendor.
- 4 It is the responsibility for the vendor to verify received COM match swatches and/or the description written on the purchase order, prior to fabrication.

Project Name: **WALDORF ASTORIA- BEIJING**Project #: **09026**Item Number: **FB-08**Item Description: **DELETED- Fabric- Townsend / Doe / 93401-04**Issue Date: **12/18/10**Revision(s): **08/05/11** **Δ**

Item Quantity:

Manufacturer: Rogers & Goffigon Ltd. (YPTO)Source: Primavera Interior Furnishings

Instructions:

- 5 The vendor will utilize fabric in the most cost effective manner to avoid waste. The vendor is responsible to supply accurate COM quantities based on the actual specified fabric size and repeats.
- 6 All excess fabric will be labeled and shipped with the final upholstered goods.
- 7 Drapery fabrics must be stable and pre-shrunk.
- 8 Vendor is responsible for ensuring that item and/or finish(es) is appropriate for specified application, suitable for environmental conditions, and meets all required codes where project is located.
- 9 Purchasing Agent to arrange for application of suitable backing to fabric when required.

Project Name: **WALDORF ASTORIA- BEIJING**Project #: **09026**Item Number: **FB-09**Item Description: **Fabric- Monarch Mohair / Walnut / 5007/03**Issue Date: **12/18/10**Revision(s): **02/03/12 Δ 2**

New Product

Item Quantity:

Manufacturer: Pollack (China)

Address:

Source: Altfield Interiors- HK

Address: 1102 1103 Nine Queens Road
9 Queens Road, Central
Hong Kong China

Phone:

Phone: 852 2524 4867

Fax:

Fax: 852 2524 5676

Contact:

Contact: Jo Ho

E-mail:

E-mail: jo@altfield.com.hk

Web:

Web: www.altfield.com.hk

Product: Monarch Mohair / Walnut / 5007/03

Size/Dimensions: 55"

Notes: 57% Mohair / 43% Cotton
 Passes CB117E
 Recommended Usage: Heavy Duty
 Meets or exceeds ACT guidelines for upholstery

Location= Mock-Up room / Lobby Retail / Lobby Lounge

Required Item(s) for Designer Approval Prior to Fabrication:

Prepared By: HY

☐ Seaming Diagram ☐ Strike-Off ☐ Finish Sample ☒ Cutting ☐ Shop Dwgs ☐ Prototype ☐ Flame Certificate

Instructions:

- 1 All Cuttings for Approval (CFA's) are to be sent directly to the Interior Designer by the vendor.
- 2 Fabric vendor will confirm all specified fabrics are stable, will not shrink and will be colour fast and suitable for end use.
- 3 The vendor must complete the flame treatment of fabrics. The liability is solely with the original fabric vendor.
- 4 It is the responsibility for the vendor to verify received COM match swatches and/or the description written on the purchase order, prior to fabrication.

Project Name: **WALDORF ASTORIA- BEIJING**Project #: **09026**Item Number: **FB-09**Item Description: **Fabric- Monarch Mohair / Walnut /
5007/03**Issue Date: **12/18/10**Revision(s): **02/03/12 Δ 2**

Item Quantity:

Manufacturer: Pollack (China)Source: Altfield Interiors- HK

Instructions:

- 5 The vendor will utilize fabric in the most cost effective manner to avoid waste. The vendor is responsible to supply accurate COM quantities based on the actual specified fabric size and repeats.
- 6 All excess fabric will be labeled and shipped with the final upholstered goods.
- 7 Drapery fabrics must be stable and pre-shrunk.
- 8 Vendor is responsible for ensuring that item and/or finish(es) is appropriate for specified application, suitable for environmental conditions, and meets all required codes where project is located.
- 9 Purchasing Agent to arrange for application of suitable backing to fabric when required.

Project Name: **WALDORF ASTORIA- BEIJING**Project #: **09026**Issue Date: **12/18/10**

Revision(s):

Item Number: **FB-10**Item Description: **Fabric- 500FAF/50013 / Tarif F132**

Item Quantity:

Manufacturer: Telio & Cie (YPTO/YPNY)

Address:

Source: Telio & Cie

Address: 160 Pears Avenue
#400

Toronto ON M5R 3P8 Canada

Phone:

Phone: (416) 968-2020 800#: (877) 254-9855

Fax:

Fax: (416) 968-7298

Contact:

Contact: Duane Lucas

E-mail:

E-mail: duane.lucas@telio.com

Web:

Web: www.telio.com

Product: 500FAF/50013 / Tarif F132

Size/Dimensions: 142cm

Notes: 100% Polyester

Required Item(s) for Designer Approval Prior to Fabrication:

Prepared By: HY

☐ Seaming Diagram
 ☐ Strike-Off
 ☐ Finish Sample
 ☒ Cutting
 ☐ Shop Dwgs
 ☐ Prototype
 ☐ Flame Certificate

Instructions:

- 1 All Cuttings for Approval (CFA's) are to be sent directly to the Interior Designer by the vendor.
- 2 Fabric vendor will confirm all specified fabrics are stable, will not shrink and will be colour fast and suitable for end use.
- 3 The vendor must complete the flame treatment of fabrics. The liability is solely with the original fabric vendor.
- 4 It is the responsibility for the vendor to verify received COM match swatches and/or the description written on the purchase order, prior to fabrication.
- 5 The vendor will utilize fabric in the most cost effective manner to avoid waste. The vendor is responsible to supply accurate COM quantities based on the actual specified fabric size and repeats.
- 6 All excess fabric will be labeled and shipped with the final upholstered goods.

Project Name: **WALDORF ASTORIA- BEIJING**Item Number: **FB-10**Project #: **09026**Item Description: **Fabric- 500FAF/50013 / Tarif F132**Issue Date: **12/18/10**

Item Quantity:

Manufacturer: Telio & Cie (YPTO/YPNY)

Source: Telio & Cie

Instructions:

- 7 Drapery fabrics must be stable and pre-shrunk.
- 8 Vendor is responsible for ensuring that item and/or finish(es) is appropriate for specified application, suitable for environmental conditions, and meets all required codes where project is located.
- 9 Purchasing Agent to arrange for application of suitable backing to fabric when required.

Project Name: **WALDORF ASTORIA- BEIJING**Project #: **09026**Item Number: **FB-11**Item Description: **Fabric- Colony / Flowdery / Gold on Grey / 26818-004**Issue Date: **12/18/10**

Revision(s):

Item Quantity:

Manufacturer: Scalamandre (YPTO)

Address:

Source: Primavera Interior Furnishings

Address: 160 Pears Avenue
Suite 110
Toronto ON M5R 3P8 Canada

Phone:

Phone: (416) 921-3334

Fax:

Fax: (416) 921-3227

Contact:

Contact: Wendy Sondon Katz

E-mail:

E-mail: wendy@primavera.ca

Web:

Web: www.primavera.ca

Product: Colony / Roma / Flowdery / Gold on Grey / 26818-004

Size/Dimensions: 135cm / Repeat 38cm V 63.5cm H

Notes: 100% Silk

Required Item(s) for Designer Approval Prior to Fabrication:

Prepared By: HY

☐ Seaming Diagram
 ☐ Strike-Off
 ☐ Finish Sample
 ☒ Cutting
 ☐ Shop Dwgs
 ☐ Prototype
 ☐ Flame Certificate

Instructions:

- 1 All Cuttings for Approval (CFA's) are to be sent directly to the Interior Designer by the vendor.
- 2 Fabric vendor will confirm all specified fabrics are stable, will not shrink and will be colour fast and suitable for end use.
- 3 The vendor must complete the flame treatment of fabrics. The liability is solely with the original fabric vendor.
- 4 It is the responsibility for the vendor to verify received COM match swatches and/or the description written on the purchase order, prior to fabrication.
- 5 The vendor will utilize fabric in the most cost effective manner to avoid waste. The vendor is responsible to supply accurate COM quantities based on the actual specified fabric size and repeats.

Project Name: **WALDORF ASTORIA- BEIJING**Item Number: **FB-11**Project #: **09026**Item Description: **Fabric- Colony / Flowdery / Gold on Grey
/ 26818-004**Issue Date: **12/18/10**

Item Quantity:

Manufacturer: **Scalamandre (YPTO)**Source: **Primavera Interior Furnishings**

Instructions:

- 6 All excess fabric will be labeled and shipped with the final upholstered goods.
- 7 Drapery fabrics must be stable and pre-shrunk.
- 8 Vendor is responsible for ensuring that item and/or finish(es) is appropriate for specified application, suitable for environmental conditions, and meets all required codes where project is located.
- 9 Purchasing Agent to arrange for application of suitable backing to fabric when required.

Project Name: **WALDORF ASTORIA- BEIJING**Project #: **09026**Item Number: **FB-12**Item Description: **Fabric- Liaigre Linen / Glace Argent / 10003/01**Issue Date: **12/18/10**Revision(s): **07/12/11** Δ
New Product

Item Quantity:

Manufacturer: Christian Liaigre (YPTO/YPNY)

Address:

Phone:

Fax:

Contact:

E-mail:

Web:

Source: Christian Liaigre

Address: 42 Rue de Bac
Paris France

Phone: +33(0)1 5363 3366

Fax:

Contact: Sophie

E-mail: sophie@christian-liaigre.fr

Web:

Product: Liaigre Linen / Glace Argent / 10003/01

Notes: 100% Linen
Passes 100,000 Wyzenbeek Double Rubs
Passes CAL 117

Location=Mock-up Room

Required Item(s) for Designer Approval Prior to Fabrication:

Prepared By: HY

☐ Seaming Diagram
 ☐ Strike-Off
 ☐ Finish Sample
 ☒ Cutting
 ☐ Shop Dwgs
 ☐ Prototype
 ☐ Flame Certificate

Instructions:

- 1 All Cuttings for Approval (CFA's) are to be sent directly to the Interior Designer by the vendor.
- 2 Fabric vendor will confirm all specified fabrics are stable, will not shrink and will be colour fast and suitable for end use.
- 3 The vendor must complete the flame treatment of fabrics. The liability is solely with the original fabric vendor.
- 4 It is the responsibility for the vendor to verify received COM match swatches and/or the description written on the purchase order, prior to fabrication.
- 5 The vendor will utilize fabric in the most cost effective manner to avoid waste. The vendor is responsible to supply accurate COM quantities based on the actual specified fabric size and repeats.

Project Name: **WALDORF ASTORIA- BEIJING**Project #: **09026**Item Number: **FB-12**Item Description: **Fabric- Liaigre Linen / Glace Argent /
10003/01**Issue Date: **12/18/10**Revision(s): **07/12/11** **Δ**

Item Quantity:

Manufacturer: Christian Liaigre (YPTO/YPNY)Source: Christian Liaigre

Instructions:

- 6 All excess fabric will be labeled and shipped with the final upholstered goods.
- 7 Drapery fabrics must be stable and pre-shrunk.
- 8 Vendor is responsible for ensuring that item and/or finish(es) is appropriate for specified application, suitable for environmental conditions, and meets all required codes where project is located.
- 9 Purchasing Agent to arrange for application of suitable backing to fabric when required.

Project Name: **WALDORF ASTORIA- BEIJING**
 Project #: **09026**
 Issue Date: **02/03/12**
 Revision(s): **07/12/11** Δ
 Reinstated specification & new product

Item Number: **FB-13**
 Item Description: **Fabric- Umbra / 2366-03**

Item Quantity:

Manufacturer: Sahco (China)	Source: C.E.T.E.C Ltd
Address:	Address: 6 Duddell Street Central Hong Kong
Phone:	Phone: +852 2521 1325
Fax:	Fax: +852 2810 1978
Contact:	Contact:
E-mail:	E-mail: sales@cetec.com.hk
Web:	Web: www.cetec.com

Product: Umbra / 2366-03
 Size/Dimensions: 140cm

Notes: 100% wool

Required Item(s) for Designer Approval Prior to Fabrication:

Prepared By: CG

☐ Seaming Diagram ☐ Strike-Off ☐ Finish Sample ☒ Cutting ☐ Shop Dwgs ☐ Prototype ☐ Flame Certificate

Instructions:

- 1 All Cuttings for Approval (CFA's) are to be sent directly to the Interior Designer by the vendor.
- 2 Fabric vendor will confirm all specified fabrics are stable, will not shrink and will be colour fast and suitable for end use.
- 3 The vendor must complete the flame treatment of fabrics. The liability is solely with the original fabric vendor.
- 4 It is the responsibility for the vendor to verify received COM match swatches and/or the description written on the purchase order, prior to fabrication.
- 5 The vendor will utilize fabric in the most cost effective manner to avoid waste. The vendor is responsible to supply accurate COM quantities based on the actual specified fabric size and repeats.

Project Name: **WALDORF ASTORIA- BEIJING**Item Number: **FB-13**Project #: **09026**Item Description: **Fabric- Umbra / 2366-03**Issue Date: **02/03/12**Revision(s): **07/12/11** **Δ**

Item Quantity:

Manufacturer: **Sahco (China)**Source: **C.E.T.E.C Ltd**

Instructions:

- 6 All excess fabric will be labeled and shipped with the final upholstered goods.
- 7 Drapery fabrics must be stable and pre-shrunk.
- 8 Vendor is responsible for ensuring that item and/or finish(es) is appropriate for specified application, suitable for environmental conditions, and meets all required codes where project is located.
- 9 Purchasing Agent to arrange for application of suitable backing to fabric when required.

Project Name: **WALDORF ASTORIA- BEIJING**Project #: **09026**Item Number: **FB-14**Item Description: **Fabric- Artists Linen / Lamp Black / 3000-12**Issue Date: **05/13/11**

Revision(s):

Item Quantity:

Manufacturer: Elizabeth Dow (YPTO/YPNY)

Source: Interior Design Collections

Address:

Address: 39 East 12th Street
New York NY 10003-

Phone:

Phone: (212) 995-9154

Fax:

Fax: (212) 995-8288

Contact:

Contact: Xenia Psihas

E-mail:

E-mail: info@idcnyc.net

Web:

Web:

Product: Artists Linen / Lamp Black / 3000-12

Size/Dimensions: 55"

Notes:

100% Linen
Class A Fire Rating

Location= Mock-up Room

Required Item(s) for Designer Approval Prior to Fabrication:

Prepared By: HY

☐ Seaming Diagram
 ☐ Strike-Off
 ☐ Finish Sample
 ☒ Cutting
 ☐ Shop Dwg's
 ☐ Prototype
 ☐ Flame Certificate

Instructions:

- 1 All Cuttings for Approval (CFA's) are to be sent directly to the Interior Designer by the vendor.
- 2 Fabric vendor will confirm all specified fabrics are stable, will not shrink and will be colour fast and suitable for end use.
- 3 The vendor must complete the flame treatment of fabrics. The liability is solely with the original fabric vendor.
- 4 It is the responsibility for the vendor to verify received COM match swatches and/or the description written on the purchase order, prior to fabrication.
- 5 The vendor will utilize fabric in the most cost effective manner to avoid waste. The vendor is responsible to supply accurate COM quantities based on the actual specified fabric size and repeats.
- 6 All excess fabric will be labeled and shipped with the final upholstered goods.

Project Name: **WALDORF ASTORIA- BEIJING**Item Number: **FB-14**Project #: **09026**Item Description: **Fabric- Artists Linen / Lamp Black / 3000-12**Issue Date: **05/13/11**

Item Quantity:

Manufacturer: Elizabeth Dow (YPTO/YPNY)

Source: Interior Design Collections

Instructions:

- 7 Drapery fabrics must be stable and pre-shrunk.
- 8 Vendor is responsible for ensuring that item and/or finish(es) is appropriate for specified application, suitable for environmental conditions, and meets all required codes where project is located.
- 9 Purchasing Agent to arrange for application of suitable backing to fabric when required.

Project Name: **WALDORF ASTORIA- BEIJING**Project #: **09026**Issue Date: **05/31/11**

Revision(s):

Item Number: **FB-15**Item Description: **Leather- Notting Hill Metallic / Quartz**

Item Quantity:

Manufacturer: Moore & Giles Inc. (China)

Address:

Phone:

Fax:

Contact:

E-mail:

Web:

Source: Altfield Interiors- HK

Address: 1102 1103 Nine Queens Road
9 Queens Road, Central
Hong Kong China

Phone: 852 2524 4867

Fax: 852 2524 5676

Contact: Jo Ho

E-mail: jo@altfield.com.hk

Web: www.altfield.com.hk

Product: Notting Hill Metallic / Quartz

Size/Dimensions: 50 Sq Ft / 1.0-1.2mm Thk

Notes:

Full aniline
Passes CA 117/NFPA 260

Location= Chines Restaurant

Required Item(s) for Designer Approval Prior to Fabrication:

Prepared By: HY

☐ Seaming Diagram
 ☐ Strike-Off
 ☐ Finish Sample
 ☒ Cutting
 ☐ Shop Dwgs
 ☐ Prototype
 ☐ Flame Certificate

Instructions:

- 1 All Cuttings for Approval (CFA's) are to be sent directly to the Interior Designer by the vendor.
- 2 Fabric vendor will confirm all specified fabrics are stable, will not shrink and will be colour fast and suitable for end use.
- 3 The vendor must complete the flame treatment of fabrics. The liability is solely with the original fabric vendor.
- 4 It is the responsibility for the vendor to verify received COM match swatches and/or the description written on the purchase order, prior to fabrication.
- 5 The vendor will utilize fabric in the most cost effective manner to avoid waste. The vendor is responsible to supply accurate COM quantities based on the actual specified fabric size and repeats.
- 6 All excess fabric will be labeled and shipped with the final upholstered goods.

Project Name: **WALDORF ASTORIA- BEIJING**Item Number: **FB-15**Project #: **09026**Item Description: **Leather- Notting Hill Metallic / Quartz**Issue Date: **05/31/11**

Item Quantity:

Manufacturer: **Moore & Giles Inc. (China)**Source: **Altfield Interiors- HK**

Instructions:

- 7 Drapery fabrics must be stable and pre-shrunk.
- 8 Vendor is responsible for ensuring that item and/or finish(es) is appropriate for specified application, suitable for environmental conditions, and meets all required codes where project is located.
- 9 Purchasing Agent to arrange for application of suitable backing to fabric when required.

Project Name: **WALDORF ASTORIA- BEIJING**Project #: **09026**Issue Date: **05/31/11**

Revision(s):

Item Number: **FB-16**Item Description: **Fabric- Colorado-Chene / 4625-16**

Item Quantity:

Manufacturer: Manuel Canovas (China)

Address:

Phone:

Fax:

Contact:

E-mail:

Web:

Source: Altfield Interiors- HK

Address: 1102 1103 Nine Queens Road
9 Queens Road, Central
Hong Kong China

Phone: 852 2524 4867

Fax: 852 2524 5676

Contact: Jo Ho

E-mail: jo@altfield.com.hk

Web: www.altfield.com.hk

Product: Colorado-Chene / 4625-16

Size/Dimensions: 59"

Notes: 100% Linen

Required Item(s) for Designer Approval Prior to Fabrication:

Prepared By: HY

☐ Seaming Diagram
 ☐ Strike-Off
 ☐ Finish Sample
 ☒ Cutting
 ☐ Shop Dwg's
 ☐ Prototype
 ☐ Flame Certificate

Instructions:

- 1 All Cuttings for Approval (CFA's) are to be sent directly to the Interior Designer by the vendor.
- 2 Fabric vendor will confirm all specified fabrics are stable, will not shrink and will be colour fast and suitable for end use.
- 3 The vendor must complete the flame treatment of fabrics. The liability is solely with the original fabric vendor.
- 4 It is the responsibility for the vendor to verify received COM match swatches and/or the description written on the purchase order, prior to fabrication.
- 5 The vendor will utilize fabric in the most cost effective manner to avoid waste. The vendor is responsible to supply accurate COM quantities based on the actual specified fabric size and repeats.
- 6 All excess fabric will be labeled and shipped with the final upholstered goods.

Project Name: **WALDORF ASTORIA- BEIJING**

Item Number: **FB-16**

Project #: **09026**

Item Description: **Fabric- Colorado-Chene / 4625-16**

Issue Date: **05/31/11**

Item Quantity:

Manufacturer: Manuel Canovas (China)

Source: Altfield Interiors- HK

Instructions:

- 7 Drapery fabrics must be stable and pre-shrunk.
- 8 Vendor is responsible for ensuring that item and/or finish(es) is appropriate for specified application, suitable for environmental conditions, and meets all required codes where project is located.
- 9 Purchasing Agent to arrange for application of suitable backing to fabric when required.

Project Name: **WALDORF ASTORIA- BEIJING**Project #: **09026**Item Number: **FB-17**Item Description: **Fabric- Moonshine / 1140082/31 / Tarif: P204**Issue Date: **05/31/11**

Revision(s):

Item Quantity:

Manufacturer: Telio & Cie (YPTO/YPNY)

Address:

Source: Telio & Cie

Address: 160 Pears Avenue
#400

Toronto ON M5R 3P8 Canada

Phone:

Phone: (416) 968-2020 800#: (877) 254-9855

Fax:

Fax: (416) 968-7298

Contact:

Contact: Duane Lucas

E-mail:

E-mail: duane.lucas@telio.com

Web:

Web: www.telio.com

Product: Moonshine / 1140082/31 / Tarif: P204

Size/Dimensions: 140cm

Notes: 100% Trvira
50.000 Martindale

Location= Chinese Restaurant

Required Item(s) for Designer Approval Prior to Fabrication:

Prepared By: HY

☐ Seaming Diagram
 ☐ Strike-Off
 ☐ Finish Sample
 ☒ Cutting
 ☐ Shop Dwgs
 ☐ Prototype
 ☐ Flame Certificate

Instructions:

- 1 All Cuttings for Approval (CFA's) are to be sent directly to the Interior Designer by the vendor.
- 2 Fabric vendor will confirm all specified fabrics are stable, will not shrink and will be colour fast and suitable for end use.
- 3 The vendor must complete the flame treatment of fabrics. The liability is solely with the original fabric vendor.
- 4 It is the responsibility for the vendor to verify received COM match swatches and/or the description written on the purchase order, prior to fabrication.
- 5 The vendor will utilize fabric in the most cost effective manner to avoid waste. The vendor is responsible to supply accurate COM quantities based on the actual specified fabric size and repeats.

Project Name: **WALDORF ASTORIA- BEIJING**Item Number: **FB-17**Project #: **09026**Item Description: **Fabric- Moonshine / 1140082/31 / Tarif:
P204**Issue Date: **05/31/11**

Item Quantity:

Manufacturer: Telio & Cie (YPTO/YPNY)

Source: Telio & Cie

Instructions:

- 6 All excess fabric will be labeled and shipped with the final upholstered goods.
- 7 Drapery fabrics must be stable and pre-shrunk.
- 8 Vendor is responsible for ensuring that item and/or finish(es) is appropriate for specified application, suitable for environmental conditions, and meets all required codes where project is located.
- 9 Purchasing Agent to arrange for application of suitable backing to fabric when required.

Project Name: **WALDORF ASTORIA- BEIJING**Project #: **09026**Item Number: **FB-18**Item Description: **Fabric- Essentials Collection / Simplicity / Platine / 1010-03**Issue Date: **05/31/11**

Revision(s):

Item Quantity:

Manufacturer: Brentano (China)

Source: Spring Collection Shanghai

Address:

Address: Rm A-8138 Jiahua Business Centre
808 Hongqiao Road
Shanghai China

Phone:

Phone: 011 86 21 6447 9618

Fax:

Fax:

Contact:

Contact: Alpha Lam

E-mail:

E-mail: spring01@netvigator.com

Web:

Web:

Product: Essentials Collection / Simplicity / Platine / 1010-03

Size/Dimensions: 54"

Notes: 46% cotton / 40% Viscose / 10% Polyester / 4% Linen
 Flammability: Passes CAL 117E / UFAC class 1 /
 NFPA 260 Class1
 Lightfastness: 40 hours Class 5 (AATC 16)
 Wear Test: Over 45.000 Wyzenbeek
 Seam Slippage: Warp: 53.9lbs Fill: 52.1lbs
 Cleaning Code: S

Location= Chinese Restaurant

Required Item(s) for Designer Approval Prior to Fabrication:

Prepared By: HY

☐ Seaming Diagram ☐ Strike-Off ☐ Finish Sample ☒ Cutting ☐ Shop Dwgs ☐ Prototype ☐ Flame Certificate

Instructions:

- 1 All Cuttings for Approval (CFA's) are to be sent directly to the Interior Designer by the vendor.
- 2 Fabric vendor will confirm all specified fabrics are stable, will not shrink and will be colour fast and suitable for end use.
- 3 The vendor must complete the flame treatment of fabrics. The liability is solely with the original fabric vendor.
- 4 It is the responsibility for the vendor to verify received COM match swatches and/or the description written on the purchase order, prior to fabrication.
- 5 The vendor will utilize fabric in the most cost effective manner to avoid waste. The vendor is responsible to supply accurate COM quantities based on the actual specified fabric size and repeats.

Project Name: **WALDORF ASTORIA- BEIJING**Item Number: **FB-18**Project #: **09026**Item Description: **Fabric- Essentials Collection / Simplicity
/ Platine / 1010-03**Issue Date: **05/31/11**

Item Quantity:

Manufacturer: Brentano (China)

Source: Spring Collection Shanghai

Instructions:

- 6 All excess fabric will be labeled and shipped with the final upholstered goods.
- 7 Drapery fabrics must be stable and pre-shrunk.
- 8 Vendor is responsible for ensuring that item and/or finish(es) is appropriate for specified application, suitable for environmental conditions, and meets all required codes where project is located.
- 9 Purchasing Agent to arrange for application of suitable backing to fabric when required.

Project Name: **WALDORF ASTORIA- BEIJING**Project #: **09026**Issue Date: **05/31/11**

Revision(s):

Item Number: **FB-19**Item Description: **Fabric- Ceylon / Lemon / 3348/05**

Item Quantity:

Manufacturer: Jim Thompson (China)

Address:

Phone:

Fax:

Contact:

E-mail:

Web:

Source: Altfield Interiors- HK

Address: 1102 1103 Nine Queens Road
9 Queens Road, Central
Hong Kong China

Phone: 852 2524 4867

Fax: 852 2524 5676

Contact: Jo Ho

E-mail: jo@altfield.com.hk

Web: www.altfield.com.hk

Product: Ceylon / Lemon / 3348/05

Size/Dimensions: 54"

Notes: 40% Silk / 60% Cotton

Location= Chinese Restaurant

Required Item(s) for Designer Approval Prior to Fabrication:

Prepared By: HY

☐ Seaming Diagram
 ☐ Strike-Off
 ☐ Finish Sample
 ☒ Cutting
 ☐ Shop Dwgs
 ☐ Prototype
 ☐ Flame Certificate

Instructions:

- 1 All Cuttings for Approval (CFA's) are to be sent directly to the Interior Designer by the vendor.
- 2 Fabric vendor will confirm all specified fabrics are stable, will not shrink and will be colour fast and suitable for end use.
- 3 The vendor must complete the flame treatment of fabrics. The liability is solely with the original fabric vendor.
- 4 It is the responsibility for the vendor to verify received COM match swatches and/or the description written on the purchase order, prior to fabrication.
- 5 The vendor will utilize fabric in the most cost effective manner to avoid waste. The vendor is responsible to supply accurate COM quantities based on the actual specified fabric size and repeats.
- 6 All excess fabric will be labeled and shipped with the final upholstered goods.

Project Name: **WALDORF ASTORIA- BEIJING**Item Number: **FB-19**Project #: **09026**Item Description: **Fabric- Ceylon / Lemon / 3348/05**Issue Date: **05/31/11**

Item Quantity:

Manufacturer: Jim Thompson (China)

Source: Altfield Interiors- HK

Instructions:

- 7 Drapery fabrics must be stable and pre-shrunk.
- 8 Vendor is responsible for ensuring that item and/or finish(es) is appropriate for specified application, suitable for environmental conditions, and meets all required codes where project is located.
- 9 Purchasing Agent to arrange for application of suitable backing to fabric when required.

Project Name: **WALDORF ASTORIA- BEIJING**Project #: **09026**Item Number: **FB-20**Item Description: **Fabric- Penthouse Collection / Halston Platinum / Z135/02**Issue Date: **05/31/11**

Revision(s):

Item Quantity:

Manufacturer: Zinc Textiles (YPTO/YPNY)

Source: Romo

Address:

Address: 41 Union Square
Suite 801
New York NY 10003-

Phone:

Phone: (212) 675-1154

Fax:

Fax: (212) 675-8225 Mobile: (347) 231-9019

Contact:

Contact: Hillary Olderman

E-mail:

E-mail: hillary.olderman@romousa.com

Web:

Web: www.romofabrics.com

Product: Penthouse Collection / Halston Platinum / Z135/02

Size/Dimensions: 57" ? Repeat V29" H28 1/4"

Notes: 62% V / 25% PL / 13% CO
Martindale/Grade: 100,000 SC/P

Required Item(s) for Designer Approval Prior to Fabrication:

Prepared By: HY

☐ Seaming Diagram
 ☐ Strike-Off
 ☐ Finish Sample
 ☒ Cutting
 ☐ Shop Dwgs
 ☐ Prototype
 ☐ Flame Certificate

Instructions:

- 1 All Cuttings for Approval (CFA's) are to be sent directly to the Interior Designer by the vendor.
- 2 Fabric vendor will confirm all specified fabrics are stable, will not shrink and will be colour fast and suitable for end use.
- 3 The vendor must complete the flame treatment of fabrics. The liability is solely with the original fabric vendor.
- 4 It is the responsibility for the vendor to verify received COM match swatches and/or the description written on the purchase order, prior to fabrication.
- 5 The vendor will utilize fabric in the most cost effective manner to avoid waste. The vendor is responsible to supply accurate COM quantities based on the actual specified fabric size and repeats.

Project Name: **WALDORF ASTORIA- BEIJING**Item Number: **FB-20**Project #: **09026**Item Description: **Fabric- Penthouse Collection / Halston
Platinum / Z135/02**Issue Date: **05/31/11**

Item Quantity:

Manufacturer: Zinc Textiles (YPTO/YPNY)

Source: Romo

Instructions:

- 6 All excess fabric will be labeled and shipped with the final upholstered goods.
- 7 Drapery fabrics must be stable and pre-shrunk.
- 8 Vendor is responsible for ensuring that item and/or finish(es) is appropriate for specified application, suitable for environmental conditions, and meets all required codes where project is located.
- 9 Purchasing Agent to arrange for application of suitable backing to fabric when required.

Project Name: **WALDORF ASTORIA- BEIJING**Project #: **09026**Issue Date: **05/31/11**

Revision(s):

Item Number: **FB-21**Item Description: **Leather- Echo / Spanish Moss**

Item Quantity:

Manufacturer: Moore & Giles Inc. (China)

Address:

Phone:

Fax:

Contact:

E-mail:

Web:

Source: Altfield Interiors- HK

Address: 1102 1103 Nine Queens Road
9 Queens Road, Central
Hong Kong China

Phone: 852 2524 4867

Fax: 852 2524 5676

Contact: Jo Ho

E-mail: jo@altfield.com.hk

Web: www.altfield.com.hk

Product: Echo / Spanish Moss

Size/Dimensions: 50 Sq Ft / 1.0-1.2mm Thk

Notes:

Full aniline
Passes CA 117/NFPA 260

Location= Chinese Restaurant

Required Item(s) for Designer Approval Prior to Fabrication:

Prepared By: HY

☐ Seaming Diagram
 ☐ Strike-Off
 ☐ Finish Sample
 ☒ Cutting
 ☐ Shop Dwgs
 ☐ Prototype
 ☐ Flame Certificate

Instructions:

- 1 All Cuttings for Approval (CFA's) are to be sent directly to the Interior Designer by the vendor.
- 2 Fabric vendor will confirm all specified fabrics are stable, will not shrink and will be colour fast and suitable for end use.
- 3 The vendor must complete the flame treatment of fabrics. The liability is solely with the original fabric vendor.
- 4 It is the responsibility for the vendor to verify received COM match swatches and/or the description written on the purchase order, prior to fabrication.
- 5 The vendor will utilize fabric in the most cost effective manner to avoid waste. The vendor is responsible to supply accurate COM quantities based on the actual specified fabric size and repeats.
- 6 All excess fabric will be labeled and shipped with the final upholstered goods.

Project Name: **WALDORF ASTORIA- BEIJING**Item Number: **FB-21**Project #: **09026**Item Description: **Leather- Echo / Spanish Moss**Issue Date: **05/31/11**

Item Quantity:

Manufacturer: **Moore & Giles Inc. (China)**Source: **Altfield Interiors- HK**

Instructions:

- 7 Drapery fabrics must be stable and pre-shrunk.
- 8 Vendor is responsible for ensuring that item and/or finish(es) is appropriate for specified application, suitable for environmental conditions, and meets all required codes where project is located.
- 9 Purchasing Agent to arrange for application of suitable backing to fabric when required.

Project Name: **WALDORF ASTORIA- BEIJING**Project #: **09026**Issue Date: **05/31/11**

Revision(s):

Item Number: **FB-22**Item Description: **Fabric- Weathered / Glade / 1204/12**

Item Quantity:

Manufacturer: Great Plains (YPTO)

Address:

Source: Primavera Interior Furnishings

Address: 160 Pears Avenue
Suite 110
Toronto ON M5R 3P8 Canada

Phone:

Phone: (416) 921-3334

Fax:

Fax: (416) 921-3227

Contact:

Contact: Wendy Sondon Katz

E-mail:

E-mail: wendy@primavera.ca

Web:

Web: www.primavera.ca

Product: Weathered / Glade / 1204/12

Size/Dimensions: 55"

Notes: 100% Linen

Location= Home

Required Item(s) for Designer Approval Prior to Fabrication:

Prepared By: HY

☐ Seaming Diagram
 ☐ Strike-Off
 ☐ Finish Sample
 ☒ Cutting
 ☐ Shop Dwg's
 ☐ Prototype
 ☐ Flame Certificate

Instructions:

- 1 All Cuttings for Approval (CFA's) are to be sent directly to the Interior Designer by the vendor.
- 2 Fabric vendor will confirm all specified fabrics are stable, will not shrink and will be colour fast and suitable for end use.
- 3 The vendor must complete the flame treatment of fabrics. The liability is solely with the original fabric vendor.
- 4 It is the responsibility for the vendor to verify received COM match swatches and/or the description written on the purchase order, prior to fabrication.
- 5 The vendor will utilize fabric in the most cost effective manner to avoid waste. The vendor is responsible to supply accurate COM quantities based on the actual specified fabric size and repeats.
- 6 All excess fabric will be labeled and shipped with the final upholstered goods.

Project Name: **WALDORF ASTORIA- BEIJING**Item Number: **FB-22**Project #: **09026**Item Description: **Fabric- Weathered / Glade / 1204/12**Issue Date: **05/31/11**

Item Quantity:

Manufacturer: Great Plains (YPTO)

Source: Primavera Interior Furnishings

Instructions:

- 7 Drapery fabrics must be stable and pre-shrunk.
- 8 Vendor is responsible for ensuring that item and/or finish(es) is appropriate for specified application, suitable for environmental conditions, and meets all required codes where project is located.
- 9 Purchasing Agent to arrange for application of suitable backing to fabric when required.

Project Name: **WALDORF ASTORIA- BEIJING**Project #: **09026**Item Number: **FB-23**Item Description: **Fabric- Metropolis / Ossington / Khaki Grey / 19003**Issue Date: **05/31/11**

Revision(s):

Item Quantity:

Manufacturer: Threadcount (YPTO)

Source: Threadcount

Address:

Address: 81C Ronald Avenue
Toronto ON M6E 4M9 Canada

Phone:

Phone: (416) 916-9012

Fax:

Fax: (416) 916-9090 Mobile: (800) 963-7590

Contact:

Contact: Lauren Brown

E-mail:

E-mail: lauren@threadcountinc.com

Web:

Web: www.threadcountinc.com

Product: Metropolis / Ossington / Khaki Grey / 19003

Size/Dimensions: 55"

Notes: 100% Linen
12oz Weight
18.000 Double rubs Martindale

Location= Home

Required Item(s) for Designer Approval Prior to Fabrication:

Prepared By: HY

☐ Seaming Diagram
 ☐ Strike-Off
 ☐ Finish Sample
 ☒ Cutting
 ☐ Shop Dwg's
 ☐ Prototype
 ☐ Flame Certificate

Instructions:

- 1 All Cuttings for Approval (CFA's) are to be sent directly to the Interior Designer by the vendor.
- 2 Fabric vendor will confirm all specified fabrics are stable, will not shrink and will be colour fast and suitable for end use.
- 3 The vendor must complete the flame treatment of fabrics. The liability is solely with the original fabric vendor.
- 4 It is the responsibility for the vendor to verify received COM match swatches and/or the description written on the purchase order, prior to fabrication.
- 5 The vendor will utilize fabric in the most cost effective manner to avoid waste. The vendor is responsible to supply accurate COM quantities based on the actual specified fabric size and repeats.
- 6 All excess fabric will be labeled and shipped with the final upholstered goods.

Project Name: **WALDORF ASTORIA- BEIJING**Item Number: **FB-23**Project #: **09026**Item Description: **Fabric- Metropolis / Ossington / Khaki
Grey / 19003**Issue Date: **05/31/11**

Item Quantity:

Manufacturer: Threadcount (YPTO)Source: Threadcount

Instructions:

- 7 Drapery fabrics must be stable and pre-shrunk.
- 8 Vendor is responsible for ensuring that item and/or finish(es) is appropriate for specified application, suitable for environmental conditions, and meets all required codes where project is located.
- 9 Purchasing Agent to arrange for application of suitable backing to fabric when required.

Project Name: **WALDORF ASTORIA- BEIJING**Project #: **09026**Issue Date: **05/31/11**

Revision(s):

Item Number: **FB-24**Item Description: **Leather- Domaine / Siberian**

Item Quantity:

Manufacturer: Moore & Giles Inc. (China)

Address:

Phone:

Fax:

Contact:

E-mail:

Web:

Source: Altfield Interiors- HK

Address: 1102 1103 Nine Queens Road
9 Queens Road, Central
Hong Kong China

Phone: 852 2524 4867

Fax: 852 2524 5676

Contact: Jo Ho

E-mail: jo@altfield.com.hk

Web: www.altfield.com.hk

Product: Domaine / Siberian

Size/Dimensions: 50 Sq Ft / 10-12mm thick

Notes:

Full aniline
Passes CA-117 / NFPA 206

Location= Home

Required Item(s) for Designer Approval Prior to Fabrication:

Prepared By: HY

☐ Seaming Diagram
 ☐ Strike-Off
 ☐ Finish Sample
 ☒ Cutting
 ☐ Shop Dwgs
 ☐ Prototype
 ☐ Flame Certificate

Instructions:

- 1 All Cuttings for Approval (CFA's) are to be sent directly to the Interior Designer by the vendor.
- 2 Fabric vendor will confirm all specified fabrics are stable, will not shrink and will be colour fast and suitable for end use.
- 3 The vendor must complete the flame treatment of fabrics. The liability is solely with the original fabric vendor.
- 4 It is the responsibility for the vendor to verify received COM match swatches and/or the description written on the purchase order, prior to fabrication.
- 5 The vendor will utilize fabric in the most cost effective manner to avoid waste. The vendor is responsible to supply accurate COM quantities based on the actual specified fabric size and repeats.
- 6 All excess fabric will be labeled and shipped with the final upholstered goods.

Project Name: **WALDORF ASTORIA- BEIJING**Item Number: **FB-24**Project #: **09026**Item Description: **Leather- Domaine / Siberian**Issue Date: **05/31/11**

Item Quantity:

Manufacturer: **Moore & Giles Inc. (China)**Source: **Altfield Interiors- HK**

Instructions:

- 7 Drapery fabrics must be stable and pre-shrunk.
- 8 Vendor is responsible for ensuring that item and/or finish(es) is appropriate for specified application, suitable for environmental conditions, and meets all required codes where project is located.
- 9 Purchasing Agent to arrange for application of suitable backing to fabric when required.

Project Name: **WALDORF ASTORIA- BEIJING**Project #: **09026**Issue Date: **05/31/11**

Revision(s):

Item Number: **FB-25**Item Description: **Fabric- Somerset / Salmon / 910038-18**

Item Quantity:

Manufacturer: Rogers & Goffigon Ltd. (YPTO)

Address:

Phone:

Fax:

Contact:

E-mail:

Web:

Source: Primavera Interior Furnishings

Address: 160 Pears Avenue
Suite 110
Toronto ON M5R 3P8 Canada

Phone: (416) 921-3334

Fax: (416) 921-3227

Contact: Wendy Sondon Katz

E-mail: wendy@primavera.ca

Web: www.primavera.ca

Product: Somerset / Salmon / 910038-18

Size/Dimensions: 56"

Notes: 100% Linen

Required Item(s) for Designer Approval Prior to Fabrication:

Prepared By: HY

☐ Seaming Diagram
 ☐ Strike-Off
 ☐ Finish Sample
 ☒ Cutting
 ☐ Shop Dwg's
 ☐ Prototype
 ☐ Flame Certificate

Instructions:

- 1 All Cuttings for Approval (CFA's) are to be sent directly to the Interior Designer by the vendor.
- 2 Fabric vendor will confirm all specified fabrics are stable, will not shrink and will be colour fast and suitable for end use.
- 3 The vendor must complete the flame treatment of fabrics. The liability is solely with the original fabric vendor.
- 4 It is the responsibility for the vendor to verify received COM match swatches and/or the description written on the purchase order, prior to fabrication.
- 5 The vendor will utilize fabric in the most cost effective manner to avoid waste. The vendor is responsible to supply accurate COM quantities based on the actual specified fabric size and repeats.
- 6 All excess fabric will be labeled and shipped with the final upholstered goods.

Project Name: **WALDORF ASTORIA- BEIJING**Item Number: **FB-25**Project #: **09026**Item Description: **Fabric- Somerset / Salmon / 910038-18**Issue Date: **05/31/11**

Item Quantity:

Manufacturer: **Rogers & Goffigon Ltd. (YPTO)**Source: **Primavera Interior Furnishings**

Instructions:

- 7 Drapery fabrics must be stable and pre-shrunk.
- 8 Vendor is responsible for ensuring that item and/or finish(es) is appropriate for specified application, suitable for environmental conditions, and meets all required codes where project is located.
- 9 Purchasing Agent to arrange for application of suitable backing to fabric when required.

Project Name: **WALDORF ASTORIA- BEIJING**Project #: **09026**Issue Date: **05/31/11**

Revision(s):

Item Number: **FB-26**Item Description: **Fabric- Conway / F1268-02**

Item Quantity:

Manufacturer: Designers Guild (China)

Address:

Phone:

Fax:

Contact:

E-mail:

Web:

Source: Yada Tissu

Address: Room 1001 / The Spaces International
Central, No 8 Dongdaqiao / Chaoyang District
Beijing 100020 China

Phone: +86 10 5870 2195

Fax:

Contact:

E-mail: yadatissu@163.com

Web:

Product: Conway / F1268-02

Size/Dimensions: 54"

Notes: 100% Linen

Location= Home

Required Item(s) for Designer Approval Prior to Fabrication:

Prepared By: HY

☐ Seaming Diagram ☐ Strike-Off ☐ Finish Sample ☒ Cutting ☐ Shop Dwgs ☐ Prototype ☐ Flame Certificate

Instructions:

- 1 All Cuttings for Approval (CFA's) are to be sent directly to the Interior Designer by the vendor.
- 2 Fabric vendor will confirm all specified fabrics are stable, will not shrink and will be colour fast and suitable for end use.
- 3 The vendor must complete the flame treatment of fabrics. The liability is solely with the original fabric vendor.
- 4 It is the responsibility for the vendor to verify received COM match swatches and/or the description written on the purchase order, prior to fabrication.
- 5 The vendor will utilize fabric in the most cost effective manner to avoid waste. The vendor is responsible to supply accurate COM quantities based on the actual specified fabric size and repeats.
- 6 All excess fabric will be labeled and shipped with the final upholstered goods.

Project Name: **WALDORF ASTORIA- BEIJING**Item Number: **FB-26**Project #: **09026**Item Description: **Fabric- Conway / F1268-02**Issue Date: **05/31/11**

Item Quantity:

Manufacturer: **Designers Guild (China)**Source: **Yada Tissu**

Instructions:

- 7 Drapery fabrics must be stable and pre-shrunk.
- 8 Vendor is responsible for ensuring that item and/or finish(es) is appropriate for specified application, suitable for environmental conditions, and meets all required codes where project is located.
- 9 Purchasing Agent to arrange for application of suitable backing to fabric when required.

Project Name: **WALDORF ASTORIA- BEIJING**Project #: **09026**Item Number: **FB-27**Item Description: **Fabric- Fadini Borghi / Sofia Perla 01 / 16464001**Issue Date: **05/31/11**

Revision(s):

Item Quantity:

Manufacturer: Pierre Frey (China)

Address:

Source: Altfield Interiors- HK

Address: 1102 1103 Nine Queens Road
9 Queens Road, Central
Hong Kong China

Phone:

Phone: 852 2524 4867

Fax:

Fax: 852 2524 5676

Contact:

Contact: Jo Ho

E-mail:

E-mail: jo@altfield.com.hk

Web:

Web: www.altfield.com.hk

Product: Fadini Borghi / Sofia Perla 01 / 16464001

Size/Dimensions: 144cm W / Repeat 17cm

Notes: 57& Linen / 43% Viscose

Location= Home

Required Item(s) for Designer Approval Prior to Fabrication:

Prepared By: HY

☐ Seaming Diagram
 ☐ Strike-Off
 ☐ Finish Sample
 ☒ Cutting
 ☐ Shop Dwgs
 ☐ Prototype
 ☐ Flame Certificate

Instructions:

- 1 All Cuttings for Approval (CFA's) are to be sent directly to the Interior Designer by the vendor.
- 2 Fabric vendor will confirm all specified fabrics are stable, will not shrink and will be colour fast and suitable for end use.
- 3 The vendor must complete the flame treatment of fabrics. The liability is solely with the original fabric vendor.
- 4 It is the responsibility for the vendor to verify received COM match swatches and/or the description written on the purchase order, prior to fabrication.
- 5 The vendor will utilize fabric in the most cost effective manner to avoid waste. The vendor is responsible to supply accurate COM quantities based on the actual specified fabric size and repeats.

Project Name: **WALDORF ASTORIA- BEIJING**Item Number: **FB-27**Project #: **09026**Item Description: **Fabric- Fadini Borghi / Sofia Perla 01 /
16464001**Issue Date: **05/31/11**

Item Quantity:

Manufacturer: **Pierre Frey (China)**Source: **Altfield Interiors- HK**

Instructions:

- 6 All excess fabric will be labeled and shipped with the final upholstered goods.
- 7 Drapery fabrics must be stable and pre-shrunk.
- 8 Vendor is responsible for ensuring that item and/or finish(es) is appropriate for specified application, suitable for environmental conditions, and meets all required codes where project is located.
- 9 Purchasing Agent to arrange for application of suitable backing to fabric when required.

Project Name: **WALDORF ASTORIA- BEIJING**Project #: **09026**Item Number: **FB-28**Item Description: **Fabric- Liaigre Linen / Goudron Pluie / 1002-47**Issue Date: **05/31/11**Revision(s): **11/30/11** **Δ 1**

New Product

Item Quantity:

Manufacturer: Christian Liaigre Fabrics (YPTO/YPNY)

Address:

Source: David Sutherland Showroom

Address: 979 Third Avenue
Suite 813
New York NY 10022-

Phone:

Phone: (212) 871-9717

Fax:

Fax:

Contact:

Contact: Richard Perkins

E-mail:

E-mail: richardp@davidsutherlandshowroom.com

Web:

Web:

Product: Liaigre Linen / Goudron Pluie / 1002-47

Size/Dimensions: 55"

Notes: 100% Linen

Location= Home

Required Item(s) for Designer Approval Prior to Fabrication:

Prepared By: HY

☐ Seaming Diagram
 ☐ Strike-Off
 ☐ Finish Sample
 ☒ Cutting
 ☐ Shop Dwgs
 ☐ Prototype
 ☐ Flame Certificate

Instructions:

- 1 All Cuttings for Approval (CFA's) are to be sent directly to the Interior Designer by the vendor.
- 2 Fabric vendor will confirm all specified fabrics are stable, will not shrink and will be colour fast and suitable for end use.
- 3 The vendor must complete the flame treatment of fabrics. The liability is solely with the original fabric vendor.
- 4 It is the responsibility for the vendor to verify received COM match swatches and/or the description written on the purchase order, prior to fabrication.

Project Name: **WALDORF ASTORIA- BEIJING**Project #: **09026**Item Number: **FB-28**Item Description: **Fabric- Liaigre Linen / Goudron Pluie / 1002-47**Issue Date: **05/31/11**Revision(s): **11/30/11 Δ 1**

Item Quantity:

Manufacturer: Christian Liaigre Fabrics (YPTO/YPNY)Source: David Sutherland Showroom

Instructions:

- 5 The vendor will utilize fabric in the most cost effective manner to avoid waste. The vendor is responsible to supply accurate COM quantities based on the actual specified fabric size and repeats.
- 6 All excess fabric will be labeled and shipped with the final upholstered goods.
- 7 Drapery fabrics must be stable and pre-shrunk.
- 8 Vendor is responsible for ensuring that item and/or finish(es) is appropriate for specified application, suitable for environmental conditions, and meets all required codes where project is located.
- 9 Purchasing Agent to arrange for application of suitable backing to fabric when required.

Project Name: **WALDORF ASTORIA- BEIJING**Project #: **09026**Issue Date: **05/31/11**

Revision(s):

Item Number: **FB-29**Item Description: **Leather- Echo / Limestone**

Item Quantity:

Manufacturer: Moore & Giles Inc. (China)

Address:

Phone:

Fax:

Contact:

E-mail:

Web:

Source: Altfield Interiors- HK

Address: 1102 1103 Nine Queens Road
9 Queens Road, Central
Hong Kong China

Phone: 852 2524 4867

Fax: 852 2524 5676

Contact: Jo Ho

E-mail: jo@altfield.com.hk

Web: www.altfield.com.hk

Product: Echo / Limestone

Size/Dimensions: 50 Sq Ft / 1.0-1.2mm Thk

Notes:

Full aniline
Passes CA 117/NFPA 260

Location= Home

Required Item(s) for Designer Approval Prior to Fabrication:

Prepared By: HY

☐ Seaming Diagram
 ☐ Strike-Off
 ☐ Finish Sample
 ☒ Cutting
 ☐ Shop Dwgs
 ☐ Prototype
 ☐ Flame Certificate

Instructions:

- 1 All Cuttings for Approval (CFA's) are to be sent directly to the Interior Designer by the vendor.
- 2 Fabric vendor will confirm all specified fabrics are stable, will not shrink and will be colour fast and suitable for end use.
- 3 The vendor must complete the flame treatment of fabrics. The liability is solely with the original fabric vendor.
- 4 It is the responsibility for the vendor to verify received COM match swatches and/or the description written on the purchase order, prior to fabrication.
- 5 The vendor will utilize fabric in the most cost effective manner to avoid waste. The vendor is responsible to supply accurate COM quantities based on the actual specified fabric size and repeats.
- 6 All excess fabric will be labeled and shipped with the final upholstered goods.

Project Name: **WALDORF ASTORIA- BEIJING**

Item Number: **FB-29**

Project #: **09026**

Item Description: **Leather- Echo / Limestone**

Issue Date: **05/31/11**

Item Quantity:

Manufacturer: **Moore & Giles Inc. (China)**

Source: **Altfield Interiors- HK**

Instructions:

- 7 Drapery fabrics must be stable and pre-shrunk.
- 8 Vendor is responsible for ensuring that item and/or finish(es) is appropriate for specified application, suitable for environmental conditions, and meets all required codes where project is located.
- 9 Purchasing Agent to arrange for application of suitable backing to fabric when required.

Project Name: **WALDORF ASTORIA- BEIJING**Project #: **09026**Issue Date: **05/31/11**

Revision(s):

Item Number: **FB-30**Item Description: **Fabric- Fifty Fifty / 6021/42**

Item Quantity:

Manufacturer: Dedar (China)

Address:

Source: Intolving Asia Co Ltd

Address: Room 625 Tower A, The Spaces International
Centre
No 8 Dongdaqiao Road, Chayoyang District
Beijung 100020 China

Phone:

Phone: +86 10 5870 0561

Fax:

Fax: +86 10 5870 0562

Contact:

Contact:

E-mail:

E-mail:

Web:

Web: www.dedar.com

Product: Fifty Fifty / 6021/42

Size/Dimensions: 54"

Notes: 76% Viscose / 24% Linen

Location= Home

Required Item(s) for Designer Approval Prior to Fabrication:

Prepared By: HY

☐ Seaming Diagram
 ☐ Strike-Off
 ☐ Finish Sample
 ☒ Cutting
 ☐ Shop Dwgs
 ☐ Prototype
 ☐ Flame Certificate

Instructions:

- 1 All Cuttings for Approval (CFA's) are to be sent directly to the Interior Designer by the vendor.
- 2 Fabric vendor will confirm all specified fabrics are stable, will not shrink and will be colour fast and suitable for end use.
- 3 The vendor must complete the flame treatment of fabrics. The liability is solely with the original fabric vendor.
- 4 It is the responsibility for the vendor to verify received COM match swatches and/or the description written on the purchase order, prior to fabrication.
- 5 The vendor will utilize fabric in the most cost effective manner to avoid waste. The vendor is responsible to supply accurate COM quantities based on the actual specified fabric size and repeats.

Project Name: **WALDORF ASTORIA- BEIJING**Item Number: **FB-30**Project #: **09026**Item Description: **Fabric- Fifty Fifty / 6021/42**Issue Date: **05/31/11**

Item Quantity:

Manufacturer: **Dedar (China)**Source: **Intoliving Asia Co Ltd**

Instructions:

- 6 All excess fabric will be labeled and shipped with the final upholstered goods.
- 7 Drapery fabrics must be stable and pre-shrunk.
- 8 Vendor is responsible for ensuring that item and/or finish(es) is appropriate for specified application, suitable for environmental conditions, and meets all required codes where project is located.
- 9 Purchasing Agent to arrange for application of suitable backing to fabric when required.

Project Name: **WALDORF ASTORIA- BEIJING**Item Number: **FB-31**Project #: **09026**Item Description: **Fabric- Crosswalk II / Natural / 930017-01**Issue Date: **05/31/11**Revision(s): **11/30/11 Δ 1****New Product**

Item Quantity:

Manufacturer: Rogers & Goffigon Ltd. (YPTO)

Source: Primavera Interior Furnishings

Address:

Address: 160 Pears Avenue
Suite 110
Toronto ON M5R 3P8 Canada

Phone:

Phone: (416) 921-3334

Fax:

Fax: (416) 921-3227

Contact:

Contact: Wendy Sondon Katz

E-mail:

E-mail: wendy@primavera.ca

Web:

Web: www.primavera.ca

Product: Crosswalk II / Natural / 930017-01

Size/Dimensions: 59" / Repeat 1 1/8" H 1 1/4" V

Notes: 95% linen / 5% cotton

Location= Home

Required Item(s) for Designer Approval Prior to Fabrication:

Prepared By: HY

☐ Seaming Diagram
 ☐ Strike-Off
 ☐ Finish Sample
 ☒ Cutting
 ☐ Shop Dwgs
 ☐ Prototype
 ☐ Flame Certificate

Instructions:

- 1 All Cuttings for Approval (CFA's) are to be sent directly to the Interior Designer by the vendor.
- 2 Fabric vendor will confirm all specified fabrics are stable, will not shrink and will be colour fast and suitable for end use.
- 3 The vendor must complete the flame treatment of fabrics. The liability is solely with the original fabric vendor.
- 4 It is the responsibility for the vendor to verify received COM match swatches and/or the description written on the purchase order, prior to fabrication.
- 5 The vendor will utilize fabric in the most cost effective manner to avoid waste. The vendor is responsible to supply accurate COM quantities based on the actual specified fabric size and repeats.

Project Name: **WALDORF ASTORIA- BEIJING**Item Number: **FB-31**Project #: **09026**Item Description: **Fabric- Crosswalk II / Natural / 930017-01**Issue Date: **05/31/11**Revision(s): **11/30/11 Δ 1**

Item Quantity:

Manufacturer: Rogers & Goffigon Ltd. (YPTO)Source: Primavera Interior Furnishings

Instructions:

- 6 All excess fabric will be labeled and shipped with the final upholstered goods.
- 7 Drapery fabrics must be stable and pre-shrunk.
- 8 Vendor is responsible for ensuring that item and/or finish(es) is appropriate for specified application, suitable for environmental conditions, and meets all required codes where project is located.
- 9 Purchasing Agent to arrange for application of suitable backing to fabric when required.

Project Name: **WALDORF ASTORIA- BEIJING**Project #: **09026**Issue Date: **05/31/11**

Revision(s):

Item Number: **FB-32**Item Description: **Fabric- Sultan / Glycine / 0220-13**

Item Quantity:

Manufacturer: Telio & Cie (YPTO/YPNY)

Address:

Source: Telio & Cie

Address: 160 Pears Avenue
#400

Toronto ON M5R 3P8 Canada

Phone:

Phone: (416) 968-2020 800#: (877) 254-9855

Fax:

Fax: (416) 968-7298

Contact:

Contact: Duane Lucas

E-mail:

E-mail: duane.lucas@telio.com

Web:

Web: www.telio.com

Product: Sultan / Glycine / 0220-13 / Tarif D109

Size/Dimensions: 140cm

Notes: 100% Trevira

Location= Lobby Lounge / Retail

Required Item(s) for Designer Approval Prior to Fabrication:

Prepared By: HY

☐ Seaming Diagram
 ☐ Strike-Off
 ☐ Finish Sample
 ☒ Cutting
 ☐ Shop Dwgs
 ☐ Prototype
 ☐ Flame Certificate

Instructions:

- 1 All Cuttings for Approval (CFA's) are to be sent directly to the Interior Designer by the vendor.
- 2 Fabric vendor will confirm all specified fabrics are stable, will not shrink and will be colour fast and suitable for end use.
- 3 The vendor must complete the flame treatment of fabrics. The liability is solely with the original fabric vendor.
- 4 It is the responsibility for the vendor to verify received COM match swatches and/or the description written on the purchase order, prior to fabrication.
- 5 The vendor will utilize fabric in the most cost effective manner to avoid waste. The vendor is responsible to supply accurate COM quantities based on the actual specified fabric size and repeats.
- 6 All excess fabric will be labeled and shipped with the final upholstered goods.

Project Name: **WALDORF ASTORIA- BEIJING**Item Number: **FB-32**Project #: **09026**Item Description: **Fabric- Sultan / Glycine / 0220-13**Issue Date: **05/31/11**

Item Quantity:

Manufacturer: Telio & Cie (YPTO/YPNY)

Source: Telio & Cie

Instructions:

- 7 Drapery fabrics must be stable and pre-shrunk.
- 8 Vendor is responsible for ensuring that item and/or finish(es) is appropriate for specified application, suitable for environmental conditions, and meets all required codes where project is located.
- 9 Purchasing Agent to arrange for application of suitable backing to fabric when required.

Project Name: **WALDORF ASTORIA- BEIJING**Project #: **09026**Item Number: **FB-33**Item Description: **Fabric- Nexus / Brass / CO.5143-0004 /
Tarif. 0270**Issue Date: **05/31/11**

Revision(s):

Item Quantity:

Manufacturer: **Telio & Cie (YPTO/YPNY)**

Address:

Source: **Telio & Cie**Address: **160 Pears Avenue
#400****Toronto ON M5R 3P8 Canada**

Phone:

Phone: **(416) 968-2020** 800#: **(877) 254-9855**

Fax:

Fax: **(416) 968-7298**

Contact:

Contact: **Duane Lucas**

E-mail:

E-mail: **duane.lucas@telio.com**

Web:

Web: **www.telio.com**Product: **Nexus / Brass / CO.5143-0004 / Tarif. 0270**Size/Dimensions: **137cm / Repeat 9cm**Notes: **100% Viscose****Location= Lobby Lounge**

Required Item(s) for Designer Approval Prior to Fabrication:

Prepared By: **HY**
☐ Seaming Diagram
 ☐ Strike-Off
 ☐ Finish Sample
 ☒ Cutting
 ☐ Shop Dwgs
 ☐ Prototype
 ☐ Flame Certificate

Instructions:

- 1 All Cuttings for Approval (CFA's) are to be sent directly to the Interior Designer by the vendor.
- 2 Fabric vendor will confirm all specified fabrics are stable, will not shrink and will be colour fast and suitable for end use.
- 3 The vendor must complete the flame treatment of fabrics. The liability is solely with the original fabric vendor.
- 4 It is the responsibility for the vendor to verify received COM match swatches and/or the description written on the purchase order, prior to fabrication.
- 5 The vendor will utilize fabric in the most cost effective manner to avoid waste. The vendor is responsible to supply accurate COM quantities based on the actual specified fabric size and repeats.

Project Name: **WALDORF ASTORIA- BEIJING**Item Number: **FB-33**Project #: **09026**Item Description: **Fabric- Nexus / Brass / CO.5143-0004 /
Tarif. 0270**Issue Date: **05/31/11**

Item Quantity:

Manufacturer: Telio & Cie (YPTO/YPNY)

Source: Telio & Cie

Instructions:

- 6 All excess fabric will be labeled and shipped with the final upholstered goods.
- 7 Drapery fabrics must be stable and pre-shrunk.
- 8 Vendor is responsible for ensuring that item and/or finish(es) is appropriate for specified application, suitable for environmental conditions, and meets all required codes where project is located.
- 9 Purchasing Agent to arrange for application of suitable backing to fabric when required.

Project Name: **WALDORF ASTORIA- BEIJING**
 Project #: **09026**
 Issue Date: **05/31/11**
 Revision(s):

Item Number: **FB-34**
 Item Description: **Fabric- Wishbone- / Lilac / 10098/07**

Item Quantity:

Manufacturer: Donghia (China)
 Address:

Source: Altfield Interiors- HK
 Address: 1102 1103 Nine Queens Road
 9 Queens Road, Central
 Hong Kong China

Phone:

Phone: 852 2524 4867

Fax:

Fax: 852 2524 5676

Contact:

Contact: Jo Ho

E-mail:

E-mail: jo@altfield.com.hk

Web:

Web: www.altfield.com.hk

Product: Wishbone- / Lilac / Coffee / 10098/07

Size/Dimensions: 140cm / Repeat: V- 2cm H-4cm

Notes: 100% Linen
 Knit backing recommended for upholstery
 Location= Lobby lounge / L1 Peacock Alley / Retail

Required Item(s) for Designer Approval Prior to Fabrication:

Prepared By: HY

☐ Seaming Diagram ☐ Strike-Off ☐ Finish Sample ☒ Cutting ☐ Shop Dwgs ☐ Prototype ☐ Flame Certificate

Instructions:

- 1 All Cuttings for Approval (CFA's) are to be sent directly to the Interior Designer by the vendor.
- 2 Fabric vendor will confirm all specified fabrics are stable, will not shrink and will be colour fast and suitable for end use.
- 3 The vendor must complete the flame treatment of fabrics. The liability is solely with the original fabric vendor.
- 4 It is the responsibility for the vendor to verify received COM match swatches and/or the description written on the purchase order, prior to fabrication.
- 5 The vendor will utilize fabric in the most cost effective manner to avoid waste. The vendor is responsible to supply accurate COM quantities based on the actual specified fabric size and repeats.
- 6 All excess fabric will be labeled and shipped with the final upholstered goods.

Project Name: **WALDORF ASTORIA- BEIJING**Item Number: **FB-34**Project #: **09026**Item Description: **Fabric- Wishbone- / Lilac / 10098/07**Issue Date: **05/31/11**

Item Quantity:

Manufacturer: Donghia (China)

Source: Altfield Interiors- HK

Instructions:

- 7 Drapery fabrics must be stable and pre-shrunk.
- 8 Vendor is responsible for ensuring that item and/or finish(es) is appropriate for specified application, suitable for environmental conditions, and meets all required codes where project is located.
- 9 Purchasing Agent to arrange for application of suitable backing to fabric when required.

Project Name: **WALDORF ASTORIA- BEIJING**Project #: **09026**Issue Date: **05/31/11**

Revision(s):

Item Number: **FB-35**Item Description: **Fabric- Snow Hill / Oak / 910066-08**

Item Quantity:

Manufacturer: Rogers & Goffigon Ltd. (YPTO)

Address:

Phone:

Fax:

Contact:

E-mail:

Web:

Source: Primavera Interior Furnishings

Address: 160 Pears Avenue
Suite 110
Toronto ON M5R 3P8 Canada

Phone: (416) 921-3334

Fax: (416) 921-3227

Contact: Wendy Sondon Katz

E-mail: wendy@primavera.ca

Web: www.primavera.ca

Product: Snow Hill / Oak / 910066-08

Size/Dimensions: 62"

Notes: 100% Linen

Location= Lobby Lounge

Required Item(s) for Designer Approval Prior to Fabrication:

Prepared By: HY

☐ Seaming Diagram
 ☐ Strike-Off
 ☐ Finish Sample
 ☒ Cutting
 ☐ Shop Dwg's
 ☐ Prototype
 ☐ Flame Certificate

Instructions:

- 1 All Cuttings for Approval (CFA's) are to be sent directly to the Interior Designer by the vendor.
- 2 Fabric vendor will confirm all specified fabrics are stable, will not shrink and will be colour fast and suitable for end use.
- 3 The vendor must complete the flame treatment of fabrics. The liability is solely with the original fabric vendor.
- 4 It is the responsibility for the vendor to verify received COM match swatches and/or the description written on the purchase order, prior to fabrication.
- 5 The vendor will utilize fabric in the most cost effective manner to avoid waste. The vendor is responsible to supply accurate COM quantities based on the actual specified fabric size and repeats.
- 6 All excess fabric will be labeled and shipped with the final upholstered goods.

Project Name: **WALDORF ASTORIA- BEIJING**Item Number: **FB-35**Project #: **09026**Item Description: **Fabric- Snow Hill / Oak / 910066-08**Issue Date: **05/31/11**

Item Quantity:

Manufacturer: **Rogers & Goffigon Ltd. (YPTO)**Source: **Primavera Interior Furnishings**

Instructions:

- 7 Drapery fabrics must be stable and pre-shrunk.
- 8 Vendor is responsible for ensuring that item and/or finish(es) is appropriate for specified application, suitable for environmental conditions, and meets all required codes where project is located.
- 9 Purchasing Agent to arrange for application of suitable backing to fabric when required.

Project Name: **WALDORF ASTORIA- BEIJING**Project #: **09026**Issue Date: **05/31/11**

Revision(s):

Item Number: **FB-36**Item Description: **Fabric- Shaker / Vagary / 92509-11**

Item Quantity:

Manufacturer: Rogers & Goffigon Ltd. (YPTO)

Address:

Phone:

Fax:

Contact:

E-mail:

Web:

Source: Primavera Interior Furnishings

Address: 160 Pears Avenue
Suite 110
Toronto ON M5R 3P8 Canada

Phone: (416) 921-3334

Fax: (416) 921-3227

Contact: Wendy Sondon Katz

E-mail: wendy@primavera.ca

Web: www.primavera.ca

Product: Shaker / Vagary / 92509-11

Size/Dimensions: 56"

Notes: 100% linen

Location= Lobby Lounge

Required Item(s) for Designer Approval Prior to Fabrication:

Prepared By: HY

☐ Seaming Diagram
 ☐ Strike-Off
 ☐ Finish Sample
 ☒ Cutting
 ☐ Shop Dwgs
 ☐ Prototype
 ☐ Flame Certificate

Instructions:

- 1 All Cuttings for Approval (CFA's) are to be sent directly to the Interior Designer by the vendor.
- 2 Fabric vendor will confirm all specified fabrics are stable, will not shrink and will be colour fast and suitable for end use.
- 3 The vendor must complete the flame treatment of fabrics. The liability is solely with the original fabric vendor.
- 4 It is the responsibility for the vendor to verify received COM match swatches and/or the description written on the purchase order, prior to fabrication.
- 5 The vendor will utilize fabric in the most cost effective manner to avoid waste. The vendor is responsible to supply accurate COM quantities based on the actual specified fabric size and repeats.
- 6 All excess fabric will be labeled and shipped with the final upholstered goods.

Project Name: **WALDORF ASTORIA- BEIJING**Item Number: **FB-36**Project #: **09026**Item Description: **Fabric- Shaker / Vagary / 92509-11**Issue Date: **05/31/11**

Item Quantity:

Manufacturer: **Rogers & Goffigon Ltd. (YPTO)**Source: **Primavera Interior Furnishings**

Instructions:

- 7 Drapery fabrics must be stable and pre-shrunk.
- 8 Vendor is responsible for ensuring that item and/or finish(es) is appropriate for specified application, suitable for environmental conditions, and meets all required codes where project is located.
- 9 Purchasing Agent to arrange for application of suitable backing to fabric when required.

Project Name: **WALDORF ASTORIA- BEIJING**Project #: **09026**Item Number: **FB-37**Item Description: **Fabric- Somerset / Chippendale / 910038-06**Issue Date: **05/31/11**

Revision(s):

Item Quantity:

Manufacturer: Rogers & Goffigon Ltd. (YPTO)

Address:

Source: Primavera Interior Furnishings

Address: 160 Pears Avenue
Suite 110
Toronto ON M5R 3P8 Canada

Phone:

Phone: (416) 921-3334

Fax:

Fax: (416) 921-3227

Contact:

Contact: Wendy Sondon Katz

E-mail:

E-mail: wendy@primavera.ca

Web:

Web: www.primavera.ca

Product: Somerset / Chippendale / 910038-06

Size/Dimensions: 56"

Notes: 100% Linen

Location= Lobby Lounge

Required Item(s) for Designer Approval Prior to Fabrication:

Prepared By: HY

☐ Seaming Diagram
 ☐ Strike-Off
 ☐ Finish Sample
 ☒ Cutting
 ☐ Shop Dwgs
 ☐ Prototype
 ☐ Flame Certificate

Instructions:

- 1 All Cuttings for Approval (CFA's) are to be sent directly to the Interior Designer by the vendor.
- 2 Fabric vendor will confirm all specified fabrics are stable, will not shrink and will be colour fast and suitable for end use.
- 3 The vendor must complete the flame treatment of fabrics. The liability is solely with the original fabric vendor.
- 4 It is the responsibility for the vendor to verify received COM match swatches and/or the description written on the purchase order, prior to fabrication.
- 5 The vendor will utilize fabric in the most cost effective manner to avoid waste. The vendor is responsible to supply accurate COM quantities based on the actual specified fabric size and repeats.

Project Name: **WALDORF ASTORIA- BEIJING**Item Number: **FB-37**Project #: **09026**Item Description: **Fabric- Somerset / Chippendale / 910038-06**Issue Date: **05/31/11**

Item Quantity:

Manufacturer: Rogers & Goffigon Ltd. (YPTO)

Source: Primavera Interior Furnishings

Instructions:

- 6 All excess fabric will be labeled and shipped with the final upholstered goods.
- 7 Drapery fabrics must be stable and pre-shrunk.
- 8 Vendor is responsible for ensuring that item and/or finish(es) is appropriate for specified application, suitable for environmental conditions, and meets all required codes where project is located.
- 9 Purchasing Agent to arrange for application of suitable backing to fabric when required.

Project Name: **WALDORF ASTORIA- BEIJING**Project #: **09026**Item Number: **FB-38**Item Description: **Fabric- Le Silk Collection / Josephine / Sage**Issue Date: **05/31/11**

Revision(s):

Item Quantity:

Manufacturer: Interals Inc (YPTO)

Address:

Source: Primavera Interior Furnishings

Address: 160 Pears Avenue
Suite 110
Toronto ON M5R 3P8 Canada

Phone:

Phone: (416) 921-3334

Fax:

Fax: (416) 921-3227

Contact:

Contact: Wendy Sondon Katz

E-mail:

E-mail: wendy@primavera.ca

Web:

Web: www.primavera.ca

Product: Le Silk Collection / Josephine / Sage / TS10001

Size/Dimensions: 52.5" / Repeat V-15" H-10.5"

Notes:

100% Silk
Minimum Order- 3yds

Location= Lobby Lounge

Required Item(s) for Designer Approval Prior to Fabrication:

Prepared By: HY

☐ Seaming Diagram
 ☐ Strike-Off
 ☐ Finish Sample
 ☒ Cutting
 ☐ Shop Dwgs
 ☐ Prototype
 ☐ Flame Certificate

Instructions:

- 1 All Cuttings for Approval (CFA's) are to be sent directly to the Interior Designer by the vendor.
- 2 Fabric vendor will confirm all specified fabrics are stable, will not shrink and will be colour fast and suitable for end use.
- 3 The vendor must complete the flame treatment of fabrics. The liability is solely with the original fabric vendor.
- 4 It is the responsibility for the vendor to verify received COM match swatches and/or the description written on the purchase order, prior to fabrication.
- 5 The vendor will utilize fabric in the most cost effective manner to avoid waste. The vendor is responsible to supply accurate COM quantities based on the actual specified fabric size and repeats.

Project Name: **WALDORF ASTORIA- BEIJING**Item Number: **FB-38**Project #: **09026**Item Description: **Fabric- Le Silk Collection / Josephine / Sage**Issue Date: **05/31/11**

Item Quantity:

Manufacturer: Interals Inc (YPTO)

Source: Primavera Interior Furnishings

Instructions:

- 6 All excess fabric will be labeled and shipped with the final upholstered goods.
- 7 Drapery fabrics must be stable and pre-shrunk.
- 8 Vendor is responsible for ensuring that item and/or finish(es) is appropriate for specified application, suitable for environmental conditions, and meets all required codes where project is located.
- 9 Purchasing Agent to arrange for application of suitable backing to fabric when required.

Project Name: **WALDORF ASTORIA- BEIJING**
Project #: **09026**
Issue Date: **05/31/11**
Revision(s): **12/17/11** **Δ 2**
DELETED

Item Number: **FB-39**
Item Description: **DELETED- Fabric- Alto / Mist**

Item Quantity:

Manufacturer:	Cloth (YPTO)	Source:	Y & Co.
Address:		Address:	247 Davenport Road Suite 301 Toronto ON M5R 1J9
Phone:		Phone:	(416) 968-7700
Fax:		Fax:	(416) 968-7701
Contact:		Contact:	Ali Yaphe
E-mail:		E-mail:	ayaphe@ycocarpet.com
Web:		Web:	

Product: DELETED- Alto / Mist
Size/Dimensions: 140cm

Notes: 100% Linen
Location= Home

Required Item(s) for Designer Approval Prior to Fabrication:

Prepared By: HY

<input type="checkbox"/> Seaming Diagram	<input type="checkbox"/> Strike-Off	<input type="checkbox"/> Finish Sample	<input type="checkbox"/> Cutting	<input type="checkbox"/> Shop Dwgs	<input type="checkbox"/> Prototype	<input type="checkbox"/> Flame Certificate
------------------------------------------	-------------------------------------	----------------------------------------	----------------------------------	------------------------------------	------------------------------------	--------------------------------------------

Instructions:

- 1 All Cuttings for Approval (CFA's) are to be sent directly to the Interior Designer by the vendor.
- 2 Fabric vendor will confirm all specified fabrics are stable, will not shrink and will be colour fast and suitable for end use.
- 3 The vendor must complete the flame treatment of fabrics. The liability is solely with the original fabric vendor.
- 4 It is the responsibility for the vendor to verify received COM match swatches and/or the description written on the purchase order, prior to fabrication.
- 5 The vendor will utilize fabric in the most cost effective manner to avoid waste. The vendor is responsible to supply accurate COM quantities based on the actual specified fabric size and repeats.

Project Name: **WALDORF ASTORIA- BEIJING**Item Number: **FB-39**Project #: **09026**Item Description: **DELETED- Fabric- Alto / Mist**Issue Date: **05/31/11**Revision(s): **12/17/11 Δ 2**

Item Quantity:

Manufacturer: Cloth (YPTO)Source: Y & Co.

Instructions:

- 6 All excess fabric will be labeled and shipped with the final upholstered goods.
- 7 Drapery fabrics must be stable and pre-shrunk.
- 8 Vendor is responsible for ensuring that item and/or finish(es) is appropriate for specified application, suitable for environmental conditions, and meets all required codes where project is located.
- 9 Purchasing Agent to arrange for application of suitable backing to fabric when required.

Project Name: **WALDORF ASTORIA- BEIJING**Project #: **09026**Item Number: **FB-40A**Item Description: **Fabric- Linen H/Tooth / Natural/Lavender / SQ11177**Issue Date: **05/31/11**Revision(s): **02/03/12** **Δ 1**

Formerly FB40

Item Quantity:

Manufacturer: Holland & Sherry (YPTO)

Address:

Source: Telio & Cie

Address: 160 Pears Avenue
#400

Toronto ON M5R 3P8 Canada

Phone:

Phone: (416) 968-2020 800#: (877) 254-9855

Fax:

Fax: (416) 968-7298

Contact:

Contact: Duane Lucas

E-mail:

E-mail: duane.lucas@telio.com

Web:

Web: www.telio.com

Product: Linen H/Tooth / Natural/Lavender / SQ11177

Size/Dimensions: 140cm

Notes: 100% linen

Location= Lobby Lounge / Option 1

Required Item(s) for Designer Approval Prior to Fabrication:

Prepared By: HY

☐ Seaming Diagram
 ☐ Strike-Off
 ☐ Finish Sample
 ☒ Cutting
 ☐ Shop Dwgs
 ☐ Prototype
 ☐ Flame Certificate

Instructions:

- 1 All Cuttings for Approval (CFA's) are to be sent directly to the Interior Designer by the vendor.
- 2 Fabric vendor will confirm all specified fabrics are stable, will not shrink and will be colour fast and suitable for end use.
- 3 The vendor must complete the flame treatment of fabrics. The liability is solely with the original fabric vendor.
- 4 It is the responsibility for the vendor to verify received COM match swatches and/or the description written on the purchase order, prior to fabrication.

Project Name: **WALDORF ASTORIA- BEIJING**Project #: **09026**Item Number: **FB-40A**Item Description: **Fabric- Linen H/Tooth / Natural/Lavender
/ SQ11177**Issue Date: **05/31/11**Revision(s): **02/03/12 Δ 1**

Item Quantity:

Manufacturer: **Holland & Sherry (YPTO)**Source: **Telio & Cie**

Instructions:

- 5 The vendor will utilize fabric in the most cost effective manner to avoid waste. The vendor is responsible to supply accurate COM quantities based on the actual specified fabric size and repeats.
- 6 All excess fabric will be labeled and shipped with the final upholstered goods.
- 7 Drapery fabrics must be stable and pre-shrunk.
- 8 Vendor is responsible for ensuring that item and/or finish(es) is appropriate for specified application, suitable for environmental conditions, and meets all required codes where project is located.
- 9 Purchasing Agent to arrange for application of suitable backing to fabric when required.

Project Name: **WALDORF ASTORIA- BEIJING**Project #: **09026**Item Number: **FB-40B**Item Description: **Fabric- Hacienda Areca / Linen Square / White/Dove / DE10949**Issue Date: **02/03/12**

Revision(s):

Item Quantity:

Manufacturer: **Telio & Cie (YPTO/YPNY)**

Address:

Source: **Telio & Cie**Address: **160 Pears Avenue
#400****Toronto ON M5R 3P8 Canada**

Phone:

Phone: **(416) 968-2020** 800#: **(877) 254-9855**

Fax:

Fax: **(416) 968-7298**

Contact:

Contact: **Duane Lucas**

E-mail:

E-mail: **duane.lucas@telio.com**

Web:

Web: **www.telio.com**Product: **Hacienda Areca / Linen Square / White/Dove /
DE10949**Size/Dimensions: **150cm**Notes: **100% linen**

Required Item(s) for Designer Approval Prior to Fabrication:

Prepared By: **HY**
☐ Seaming Diagram
 ☐ Strike-Off
 ☐ Finish Sample
 ☒ Cutting
 ☐ Shop Dwgs
 ☐ Prototype
 ☐ Flame Certificate

Instructions:

- 1 All Cuttings for Approval (CFA's) are to be sent directly to the Interior Designer by the vendor.
- 2 Fabric vendor will confirm all specified fabrics are stable, will not shrink and will be colour fast and suitable for end use.
- 3 The vendor must complete the flame treatment of fabrics. The liability is solely with the original fabric vendor.
- 4 It is the responsibility for the vendor to verify received COM match swatches and/or the description written on the purchase order, prior to fabrication.
- 5 The vendor will utilize fabric in the most cost effective manner to avoid waste. The vendor is responsible to supply accurate COM quantities based on the actual specified fabric size and repeats.

Project Name: **WALDORF ASTORIA- BEIJING**Item Number: **FB-40B**Project #: **09026**Item Description: **Fabric- Hacienda Areca / Linen Square /
White/Dove / DE10949**Issue Date: **02/03/12**

Item Quantity:

Manufacturer: Telio & Cie (YPTO/YPNY)

Source: Telio & Cie

Instructions:

- 6 All excess fabric will be labeled and shipped with the final upholstered goods.
- 7 Drapery fabrics must be stable and pre-shrunk.
- 8 Vendor is responsible for ensuring that item and/or finish(es) is appropriate for specified application, suitable for environmental conditions, and meets all required codes where project is located.
- 9 Purchasing Agent to arrange for application of suitable backing to fabric when required.

Project Name: **WALDORF ASTORIA- BEIJING**Project #: **09026**Issue Date: **05/31/11**

Revision(s):

Item Number: **FB-41**Item Description: **Fabric- Peking / Black Tulip / 8326-22**

Item Quantity:

Manufacturer: Larsen (China)

Address:

Phone:

Fax:

Contact:

E-mail:

Web:

Source: Altfield Interiors- HK

Address: 1102 1103 Nine Queens Road
9 Queens Road, Central
Hong Kong China

Phone: 852 2524 4867

Fax: 852 2524 5676

Contact: Jo Ho

E-mail: jo@altfield.com.hk

Web: www.altfield.com.hk

Product: Peking / Black Tulip / 8326-22

Size/Dimensions: 51"

Notes: 53% Cotton / 47% Silk / 100% Silk Pile

Location= Lobby Bar

Required Item(s) for Designer Approval Prior to Fabrication:

Prepared By: HY

☐ Seaming Diagram
 ☐ Strike-Off
 ☐ Finish Sample
 ☒ Cutting
 ☐ Shop Dwgs
 ☐ Prototype
 ☐ Flame Certificate

Instructions:

- 1 All Cuttings for Approval (CFA's) are to be sent directly to the Interior Designer by the vendor.
- 2 Fabric vendor will confirm all specified fabrics are stable, will not shrink and will be colour fast and suitable for end use.
- 3 The vendor must complete the flame treatment of fabrics. The liability is solely with the original fabric vendor.
- 4 It is the responsibility for the vendor to verify received COM match swatches and/or the description written on the purchase order, prior to fabrication.
- 5 The vendor will utilize fabric in the most cost effective manner to avoid waste. The vendor is responsible to supply accurate COM quantities based on the actual specified fabric size and repeats.
- 6 All excess fabric will be labeled and shipped with the final upholstered goods.

Project Name: **WALDORF ASTORIA- BEIJING**Item Number: **FB-41**Project #: **09026**Item Description: **Fabric- Peking / Black Tulip / 8326-22**Issue Date: **05/31/11**

Item Quantity:

Manufacturer: **Larsen (China)**Source: **Altfield Interiors- HK**

Instructions:

- 7 Drapery fabrics must be stable and pre-shrunk.
- 8 Vendor is responsible for ensuring that item and/or finish(es) is appropriate for specified application, suitable for environmental conditions, and meets all required codes where project is located.
- 9 Purchasing Agent to arrange for application of suitable backing to fabric when required.

Project Name: **WALDORF ASTORIA- BEIJING**Project #: **09026**Issue Date: **05/31/11**

Revision(s):

Item Number: **FB-42**Item Description: **Fabric- Flair / 6011/24**

Item Quantity:

Manufacturer: Dedar (China)

Address:

Source: Intolving Asia Co Ltd

Address: Room 625 Tower A, The Spaces International
Centre
No 8 Dongdaqiao Road, Chayoyang District
Beijung 100020 China

Phone:

Phone: +86 10 5870 0561

Fax:

Fax: +86 10 5870 0562

Contact:

Contact:

E-mail:

E-mail:

Web:

Web: www.dedar.com

Product: Flair / 6011/24

Size/Dimensions: 55"

Notes: 70% Viscose / 30% Linen
25.000 Martindale

Location= Lobby Bar / Wine Room

Required Item(s) for Designer Approval Prior to Fabrication:

Prepared By: HY

☐ Seaming Diagram ☐ Strike-Off ☐ Finish Sample ☒ Cutting ☐ Shop Dwgs ☐ Prototype ☐ Flame Certificate

Instructions:

- 1 All Cuttings for Approval (CFA's) are to be sent directly to the Interior Designer by the vendor.
- 2 Fabric vendor will confirm all specified fabrics are stable, will not shrink and will be colour fast and suitable for end use.
- 3 The vendor must complete the flame treatment of fabrics. The liability is solely with the original fabric vendor.
- 4 It is the responsibility for the vendor to verify received COM match swatches and/or the description written on the purchase order, prior to fabrication.
- 5 The vendor will utilize fabric in the most cost effective manner to avoid waste. The vendor is responsible to supply accurate COM quantities based on the actual specified fabric size and repeats.

Project Name: **WALDORF ASTORIA- BEIJING**Item Number: **FB-42**Project #: **09026**Item Description: **Fabric- Flair / 6011/24**Issue Date: **05/31/11**

Item Quantity:

Manufacturer: **Dedar (China)**Source: **Intoliving Asia Co Ltd**

Instructions:

- 6 All excess fabric will be labeled and shipped with the final upholstered goods.
- 7 Drapery fabrics must be stable and pre-shrunk.
- 8 Vendor is responsible for ensuring that item and/or finish(es) is appropriate for specified application, suitable for environmental conditions, and meets all required codes where project is located.
- 9 Purchasing Agent to arrange for application of suitable backing to fabric when required.

Project Name: **WALDORF ASTORIA- BEIJING**Project #: **09026**Issue Date: **05/31/11**Revision(s): **02/03/12** **Δ 1**
New productItem Number: **FB-43**Item Description: **Leather- Nottinghill Metallic / Platinum**

Item Quantity:

Manufacturer: Moore & Giles Inc. (China)

Address:

Phone:

Fax:

Contact:

E-mail:

Web:

Source: Altfield Interiors- HK

Address: 1102 1103 Nine Queens Road
9 Queens Road, Central
Hong Kong China

Phone: 852 2524 4867

Fax: 852 2524 5676

Contact: Jo Ho

E-mail: jo@altfield.com.hk

Web: www.altfield.com.hk

Product: Nottinghill Metallic / Platinum

Size/Dimensions: 50 Sq Ft / 1.0-1.2mm Thk

Notes: Full aniline
Passes CA 117/NFPA 260

Location= Lobby Bar

Required Item(s) for Designer Approval Prior to Fabrication:

Prepared By: HY

☐ Seaming Diagram
 ☐ Strike-Off
 ☐ Finish Sample
 ☒ Cutting
 ☐ Shop Dwgs
 ☐ Prototype
 ☐ Flame Certificate

Instructions:

- 1 All Cuttings for Approval (CFA's) are to be sent directly to the Interior Designer by the vendor.
- 2 Fabric vendor will confirm all specified fabrics are stable, will not shrink and will be colour fast and suitable for end use.
- 3 The vendor must complete the flame treatment of fabrics. The liability is solely with the original fabric vendor.
- 4 It is the responsibility for the vendor to verify received COM match swatches and/or the description written on the purchase order, prior to fabrication.
- 5 The vendor will utilize fabric in the most cost effective manner to avoid waste. The vendor is responsible to supply accurate COM quantities based on the actual specified fabric size and repeats.

Project Name: **WALDORF ASTORIA- BEIJING**Item Number: **FB-43**Project #: **09026**Item Description: **Leather- Nottinghill Metallic / Platinum**Issue Date: **05/31/11**Revision(s): **02/03/12 Δ 1**

Item Quantity:

Manufacturer: **Moore & Giles Inc. (China)**Source: **Altfield Interiors- HK**

Instructions:

- 6 All excess fabric will be labeled and shipped with the final upholstered goods.
- 7 Drapery fabrics must be stable and pre-shrunk.
- 8 Vendor is responsible for ensuring that item and/or finish(es) is appropriate for specified application, suitable for environmental conditions, and meets all required codes where project is located.
- 9 Purchasing Agent to arrange for application of suitable backing to fabric when required.

Project Name: **WALDORF ASTORIA- BEIJING**
 Project #: **09026**
 Issue Date: **05/31/11**
 Revision(s): **11/30/11** **Δ 1**
DELETED

Item Number: **FB-44**
 Item Description: **DELETED- Leather- Doral / Pistchio**

Item Quantity:

Manufacturer: Moore & Giles Inc. (China)

Address:

Phone:

Fax:

Contact:

E-mail:

Web:

Source: Altfield Interiors- HK

Address: 1102 1103 Nine Queens Road
 9 Queens Road, Central
 Hong Kong China

Phone: 852 2524 4867

Fax: 852 2524 5676

Contact: Jo Ho

E-mail: jo@altfield.com.hk

Web: www.altfield.com.hk

Product: DELETED- Doral / Pistchio

Size/Dimensions: 50 Sq Ft

Notes: Full aniline
 Passes CA 117/NFPA 260
 Location= Home

Required Item(s) for Designer Approval Prior to Fabrication:

Prepared By: HY

☐ Seaming Diagram ☐ Strike-Off ☐ Finish Sample ☒ Cutting ☐ Shop Dwgs ☐ Prototype ☐ Flame Certificate

Instructions:

- 1 All Cuttings for Approval (CFA's) are to be sent directly to the Interior Designer by the vendor.
- 2 Fabric vendor will confirm all specified fabrics are stable, will not shrink and will be colour fast and suitable for end use.
- 3 The vendor must complete the flame treatment of fabrics. The liability is solely with the original fabric vendor.
- 4 It is the responsibility for the vendor to verify received COM match swatches and/or the description written on the purchase order, prior to fabrication.
- 5 The vendor will utilize fabric in the most cost effective manner to avoid waste. The vendor is responsible to supply accurate COM quantities based on the actual specified fabric size and repeats.

Project Name: **WALDORF ASTORIA- BEIJING**Item Number: **FB-44**Project #: **09026**Item Description: **DELETED- Leather- Doral / Pistchio**Issue Date: **05/31/11**Revision(s): **11/30/11 Δ 1**

Item Quantity:

Manufacturer: **Moore & Giles Inc. (China)**Source: **Altfield Interiors- HK**

Instructions:

- 6 All excess fabric will be labeled and shipped with the final upholstered goods.
- 7 Drapery fabrics must be stable and pre-shrunk.
- 8 Vendor is responsible for ensuring that item and/or finish(es) is appropriate for specified application, suitable for environmental conditions, and meets all required codes where project is located.
- 9 Purchasing Agent to arrange for application of suitable backing to fabric when required.

Project Name: **WALDORF ASTORIA- BEIJING**Project #: **09026**Item Number: **FB-45**Item Description: **DELETED- Fabric- Renaissance / Rena /
Lait / Tarif K085**Issue Date: **05/31/11**Revision(s): **08/05/11** **Δ**
DELETED

Item Quantity:

Manufacturer: Telio & Cie (YPTO/YPNY)

Address:

Source: Telio & Cie

Address: 160 Pears Avenue
#400

Toronto ON M5R 3P8 Canada

Phone:

Phone: (416) 968-2020 800#: (877) 254-9855

Fax:

Fax: (416) 968-7298

Contact:

Contact: Duane Lucas

E-mail:

E-mail: duane.lucas@telio.com

Web:

Web: www.telio.com

Product: DELETED- Renaissance / Rena / Lait / Tarif K085

Size/Dimensions: 137cm

Notes: 100% Linen

Location= Level 2

Required Item(s) for Designer Approval Prior to Fabrication:

Prepared By: HY

<input type="checkbox"/> Seaming Diagram	<input type="checkbox"/> Strike-Off	<input type="checkbox"/> Finish Sample	<input checked="" type="checkbox"/> Cutting	<input type="checkbox"/> Shop Dwgs	<input type="checkbox"/> Prototype	<input type="checkbox"/> Flame Certificate
------------------------------------------	-------------------------------------	----------------------------------------	---------------------------------------------	------------------------------------	------------------------------------	--------------------------------------------

Instructions:

- 1 All Cuttings for Approval (CFA's) are to be sent directly to the Interior Designer by the vendor.
- 2 Fabric vendor will confirm all specified fabrics are stable, will not shrink and will be colour fast and suitable for end use.
- 3 The vendor must complete the flame treatment of fabrics. The liability is solely with the original fabric vendor.
- 4 It is the responsibility for the vendor to verify received COM match swatches and/or the description written on the purchase order, prior to fabrication.

Project Name: **WALDORF ASTORIA- BEIJING**Project #: **09026**Item Number: **FB-45**Item Description: **DELETED- Fabric- Renaissance / Rena /
Lait / Tarif K085**Issue Date: **05/31/11**Revision(s): **08/05/11** **Δ**

Item Quantity:

Manufacturer: Telio & Cie (YPTO/YPNY)Source: Telio & Cie

Instructions:

- 5 The vendor will utilize fabric in the most cost effective manner to avoid waste. The vendor is responsible to supply accurate COM quantities based on the actual specified fabric size and repeats.
- 6 All excess fabric will be labeled and shipped with the final upholstered goods.
- 7 Drapery fabrics must be stable and pre-shrunk.
- 8 Vendor is responsible for ensuring that item and/or finish(es) is appropriate for specified application, suitable for environmental conditions, and meets all required codes where project is located.
- 9 Purchasing Agent to arrange for application of suitable backing to fabric when required.

Project Name: **WALDORF ASTORIA- BEIJING**Project #: **09026**Issue Date: **05/31/11**

Revision(s):

Item Number: **FB-46**Item Description: **Fabric- Terrazza / 1910/07 / Tarif S214**

Item Quantity:

Manufacturer: Telio & Cie (YPTO/YPNY)

Address:

Source: Telio & Cie

Address: 160 Pears Avenue
#400

Toronto ON M5R 3P8 Canada

Phone:

Phone: (416) 968-2020 800#: (877) 254-9855

Fax:

Fax: (416) 968-7298

Contact:

Contact: Duane Lucas

E-mail:

E-mail: duane.lucas@telio.com

Web:

Web: www.telio.com

Product: Terrazza / 1910/07 / Tarif S214

Size/Dimensions: 140cm

Notes: 81% Viscose / 19% Linen

Location= Level 2

Required Item(s) for Designer Approval Prior to Fabrication:

Prepared By: HY

☐ Seaming Diagram
 ☐ Strike-Off
 ☐ Finish Sample
 ☒ Cutting
 ☐ Shop Dwgs
 ☐ Prototype
 ☐ Flame Certificate

Instructions:

- 1 All Cuttings for Approval (CFA's) are to be sent directly to the Interior Designer by the vendor.
- 2 Fabric vendor will confirm all specified fabrics are stable, will not shrink and will be colour fast and suitable for end use.
- 3 The vendor must complete the flame treatment of fabrics. The liability is solely with the original fabric vendor.
- 4 It is the responsibility for the vendor to verify received COM match swatches and/or the description written on the purchase order, prior to fabrication.
- 5 The vendor will utilize fabric in the most cost effective manner to avoid waste. The vendor is responsible to supply accurate COM quantities based on the actual specified fabric size and repeats.
- 6 All excess fabric will be labeled and shipped with the final upholstered goods.

Project Name: **WALDORF ASTORIA- BEIJING**Item Number: **FB-46**Project #: **09026**Item Description: **Fabric- Terrazza / 1910/07 / Tarif S214**Issue Date: **05/31/11**

Item Quantity:

Manufacturer: Telio & Cie (YPTO/YPNY)

Source: Telio & Cie

Instructions:

- 7 Drapery fabrics must be stable and pre-shrunk.
- 8 Vendor is responsible for ensuring that item and/or finish(es) is appropriate for specified application, suitable for environmental conditions, and meets all required codes where project is located.
- 9 Purchasing Agent to arrange for application of suitable backing to fabric when required.

Project Name: **WALDORF ASTORIA- BEIJING**Project #: **09026**Issue Date: **05/31/11**

Revision(s):

Item Number: **FB-47**Item Description: **Fabric- Big Bang / Bronzo / 2024/41**

Item Quantity:

Manufacturer: **Dedar (China)**

Address:

Source: **Intoliving Asia Co Ltd**Address: **Room 625 Tower A, The Spaces International
Centre
No 8 Dongdaqiao Road, Chayoyang District
Beijung 100020 China**

Phone:

Phone: **+86 10 5870 0561**

Fax:

Fax: **+86 10 5870 0562**

Contact:

Contact:

E-mail:

E-mail:

Web:

Web: **www.dedar.com**Product: **Big Bang / Bronzo / 2024/41**Size/Dimensions: **310cm**Notes: **100% SE****Location= Level 2**

Required Item(s) for Designer Approval Prior to Fabrication:

Prepared By: **HY**☐ Seaming Diagram ☐ Strike-Off ☐ Finish Sample ☒ Cutting ☐ Shop Dwgs ☐ Prototype ☐ Flame Certificate

Instructions:

- 1 All Cuttings for Approval (CFA's) are to be sent directly to the Interior Designer by the vendor.
- 2 Fabric vendor will confirm all specified fabrics are stable, will not shrink and will be colour fast and suitable for end use.
- 3 The vendor must complete the flame treatment of fabrics. The liability is solely with the original fabric vendor.
- 4 It is the responsibility for the vendor to verify received COM match swatches and/or the description written on the purchase order, prior to fabrication.
- 5 The vendor will utilize fabric in the most cost effective manner to avoid waste. The vendor is responsible to supply accurate COM quantities based on the actual specified fabric size and repeats.

Project Name: **WALDORF ASTORIA- BEIJING**Item Number: **FB-47**Project #: **09026**Item Description: **Fabric- Big Bang / Bronzo / 2024/41**Issue Date: **05/31/11**

Item Quantity:

Manufacturer: **Dedar (China)**Source: **Intoliving Asia Co Ltd**

Instructions:

- 6 All excess fabric will be labeled and shipped with the final upholstered goods.
- 7 Drapery fabrics must be stable and pre-shrunk.
- 8 Vendor is responsible for ensuring that item and/or finish(es) is appropriate for specified application, suitable for environmental conditions, and meets all required codes where project is located.
- 9 Purchasing Agent to arrange for application of suitable backing to fabric when required.

Project Name: **WALDORF ASTORIA- BEIJING**Project #: **09026**Item Number: **FB-48**Item Description: **Fabric- Tamika Silks / Ceylon /
3002.33/3027 / Tarif H211**Issue Date: **05/31/11**

Revision(s):

Item Quantity:

Manufacturer: **Telio & Cie (YPTO/YPNY)**

Address:

Source: **Telio & Cie**Address: **160 Pears Avenue
#400****Toronto ON M5R 3P8 Canada**

Phone:

Phone: **(416) 968-2020** 800#: **(877) 254-9855**

Fax:

Fax: **(416) 968-7298**

Contact:

Contact: **Duane Lucas**

E-mail:

E-mail: **duane.lucas@telio.com**

Web:

Web: **www.telio.com**Product: **Tamika Silks / Ceylon / 3002.33/3027 / Tarif H211**Size/Dimensions: **140cm**Notes: **70% cotton / 30% Silk****Location= Level 2**

Required Item(s) for Designer Approval Prior to Fabrication:

Prepared By: **HY**
☐ Seaming Diagram
 ☐ Strike-Off
 ☐ Finish Sample
 ☒ Cutting
 ☐ Shop Dwgs
 ☐ Prototype
 ☐ Flame Certificate

Instructions:

- 1 All Cuttings for Approval (CFA's) are to be sent directly to the Interior Designer by the vendor.
- 2 Fabric vendor will confirm all specified fabrics are stable, will not shrink and will be colour fast and suitable for end use.
- 3 The vendor must complete the flame treatment of fabrics. The liability is solely with the original fabric vendor.
- 4 It is the responsibility for the vendor to verify received COM match swatches and/or the description written on the purchase order, prior to fabrication.
- 5 The vendor will utilize fabric in the most cost effective manner to avoid waste. The vendor is responsible to supply accurate COM quantities based on the actual specified fabric size and repeats.

Project Name: **WALDORF ASTORIA- BEIJING**Item Number: **FB-48**Project #: **09026**Item Description: **Fabric- Tamika Silks / Ceylon /
3002.33/3027 / Tarif H211**Issue Date: **05/31/11**

Item Quantity:

Manufacturer: Telio & Cie (YPTO/YPNY)

Source: Telio & Cie

Instructions:

- 6 All excess fabric will be labeled and shipped with the final upholstered goods.
- 7 Drapery fabrics must be stable and pre-shrunk.
- 8 Vendor is responsible for ensuring that item and/or finish(es) is appropriate for specified application, suitable for environmental conditions, and meets all required codes where project is located.
- 9 Purchasing Agent to arrange for application of suitable backing to fabric when required.

Project Name: **WALDORF ASTORIA- BEIJING**Project #: **09026**Issue Date: **05/31/11**

Revision(s):

Item Number: **FB-49**Item Description: **Leather- Barrington / Cloud**

Item Quantity:

Manufacturer: Moore & Giles Inc. (China)

Address:

Source: Altfield Interiors- HK

Address: 1102 1103 Nine Queens Road
9 Queens Road, Central
Hong Kong China

Phone:

Phone: 852 2524 4867

Fax:

Fax: 852 2524 5676

Contact:

Contact: Jo Ho

E-mail:

E-mail: jo@altfield.com.hk

Web:

Web: www.altfield.com.hk

Product: Barrington / Cloud

Notes: Partial vegetable re-tan
Showcases natural belly & neck wrinkles and healed scars
Leather will scratch (Refer to manufacturer's instructions to remove scratched)

Location= Level 2

Required Item(s) for Designer Approval Prior to Fabrication:

Prepared By: HY

☐ Seaming Diagram ☐ Strike-Off ☐ Finish Sample ☒ Cutting ☐ Shop Dwg's ☐ Prototype ☐ Flame Certificate

Instructions:

- 1 All Cuttings for Approval (CFA's) are to be sent directly to the Interior Designer by the vendor.
- 2 Fabric vendor will confirm all specified fabrics are stable, will not shrink and will be colour fast and suitable for end use.
- 3 The vendor must complete the flame treatment of fabrics. The liability is solely with the original fabric vendor.
- 4 It is the responsibility for the vendor to verify received COM match swatches and/or the description written on the purchase order, prior to fabrication.
- 5 The vendor will utilize fabric in the most cost effective manner to avoid waste. The vendor is responsible to supply accurate COM quantities based on the actual specified fabric size and repeats.
- 6 All excess fabric will be labeled and shipped with the final upholstered goods.

Project Name: **WALDORF ASTORIA- BEIJING**Item Number: **FB-49**Project #: **09026**Item Description: **Leather- Barrington / Cloud**Issue Date: **05/31/11**

Item Quantity:

Manufacturer: **Moore & Giles Inc. (China)**Source: **Altfield Interiors- HK**

Instructions:

- 7 Drapery fabrics must be stable and pre-shrunk.
- 8 Vendor is responsible for ensuring that item and/or finish(es) is appropriate for specified application, suitable for environmental conditions, and meets all required codes where project is located.
- 9 Purchasing Agent to arrange for application of suitable backing to fabric when required.

Project Name: **WALDORF ASTORIA- BEIJING**Project #: **09026**Item Number: **FB-50**Item Description: **Fabric- Back To Basics / Blue Grey / 1054/20**Issue Date: **05/31/11**

Revision(s):

Item Quantity:

Manufacturer: Great Plains (YPTO)

Source: Primavera Interior Furnishings

Address:

Address: 160 Pears Avenue
Suite 110
Toronto ON M5R 3P8 Canada

Phone:

Phone: (416) 921-3334

Fax:

Fax: (416) 921-3227

Contact:

Contact: Wendy Sondon Katz

E-mail:

E-mail: wendy@primavera.ca

Web:

Web: www.primavera.ca

Product: Back To Basics / Blue Grey / 1054/20

Size/Dimensions: 54"

Notes: 70% Linen / 30% cotton
Passes CAL 117 / 20,000 Wyzenbeek Double Rubs

Location= Level 2

Required Item(s) for Designer Approval Prior to Fabrication:

Prepared By: HY

☐ Seaming Diagram
 ☐ Strike-Off
 ☐ Finish Sample
 ☒ Cutting
 ☐ Shop Dwgs
 ☐ Prototype
 ☐ Flame Certificate

Instructions:

- 1 All Cuttings for Approval (CFA's) are to be sent directly to the Interior Designer by the vendor.
- 2 Fabric vendor will confirm all specified fabrics are stable, will not shrink and will be colour fast and suitable for end use.
- 3 The vendor must complete the flame treatment of fabrics. The liability is solely with the original fabric vendor.
- 4 It is the responsibility for the vendor to verify received COM match swatches and/or the description written on the purchase order, prior to fabrication.
- 5 The vendor will utilize fabric in the most cost effective manner to avoid waste. The vendor is responsible to supply accurate COM quantities based on the actual specified fabric size and repeats.

Project Name: **WALDORF ASTORIA- BEIJING**Item Number: **FB-50**Project #: **09026**Item Description: **Fabric- Back To Basics / Blue Grey /
1054/20**Issue Date: **05/31/11**

Item Quantity:

Manufacturer: Great Plains (YPTO)

Source: Primavera Interior Furnishings

Instructions:

- 6 All excess fabric will be labeled and shipped with the final upholstered goods.
- 7 Drapery fabrics must be stable and pre-shrunk.
- 8 Vendor is responsible for ensuring that item and/or finish(es) is appropriate for specified application, suitable for environmental conditions, and meets all required codes where project is located.
- 9 Purchasing Agent to arrange for application of suitable backing to fabric when required.

Project Name: **WALDORF ASTORIA- BEIJING**Project #: **09026**Issue Date: **05/31/11**

Revision(s):

Item Number: **FB-51**Item Description: **Fabric- Debutante / Birdie / 10032/ 02**

Item Quantity:

Manufacturer: Donghia (China)

Address:

Phone:

Fax:

Contact:

E-mail:

Web:

Source: Altfield Interiors- HK

Address: 1102 1103 Nine Queens Road
9 Queens Road, Central
Hong Kong China

Phone: 852 2524 4867

Fax: 852 2524 5676

Contact: Jo Ho

E-mail: jo@altfield.com.hk

Web: www.altfield.com.hk

Product: Debutante / Birdie / 10032/ 02

Size/Dimensions: 137cm

Notes: 60% Linen / 40% Silk

Location= Level 2

Required Item(s) for Designer Approval Prior to Fabrication:

Prepared By: HY

☐ Seaming Diagram
 ☐ Strike-Off
 ☐ Finish Sample
 ☒ Cutting
 ☐ Shop Dwgs
 ☐ Prototype
 ☐ Flame Certificate

Instructions:

- 1 All Cuttings for Approval (CFA's) are to be sent directly to the Interior Designer by the vendor.
- 2 Fabric vendor will confirm all specified fabrics are stable, will not shrink and will be colour fast and suitable for end use.
- 3 The vendor must complete the flame treatment of fabrics. The liability is solely with the original fabric vendor.
- 4 It is the responsibility for the vendor to verify received COM match swatches and/or the description written on the purchase order, prior to fabrication.
- 5 The vendor will utilize fabric in the most cost effective manner to avoid waste. The vendor is responsible to supply accurate COM quantities based on the actual specified fabric size and repeats.
- 6 All excess fabric will be labeled and shipped with the final upholstered goods.

Project Name: **WALDORF ASTORIA- BEIJING**Item Number: **FB-51**Project #: **09026**Item Description: **Fabric- Debutante / Birdie / 10032/ 02**Issue Date: **05/31/11**

Item Quantity:

Manufacturer: Donghia (China)

Source: Altfield Interiors- HK

Instructions:

- 7 Drapery fabrics must be stable and pre-shrunk.
- 8 Vendor is responsible for ensuring that item and/or finish(es) is appropriate for specified application, suitable for environmental conditions, and meets all required codes where project is located.
- 9 Purchasing Agent to arrange for application of suitable backing to fabric when required.

Project Name: **WALDORF ASTORIA- BEIJING**Project #: **09026**Issue Date: **05/31/11**

Revision(s):

Item Number: **FB-52**Item Description: **Fabric- Alicudi / 1045/01**

Item Quantity:

Manufacturer: **Dedar (China)**

Address:

Source: **Intoliving Asia Co Ltd**Address: **Room 625 Tower A, The Spaces International
Centre
No 8 Dongdaqiao Road, Chayoyang District
Beijung 100020 China**

Phone:

Phone: **+86 10 5870 0561**

Fax:

Fax: **+86 10 5870 0562**

Contact:

Contact:

E-mail:

E-mail:

Web:

Web: **www.dedar.com**Product: **Alicudi / 1045/01**Size/Dimensions: **54"**Notes: **100% cotton
40,000 Martindale****Location= Level 2**

Required Item(s) for Designer Approval Prior to Fabrication:

Prepared By: **HY**
☐ Seaming Diagram
 ☐ Strike-Off
 ☐ Finish Sample
 ☒ Cutting
 ☐ Shop Dwgs
 ☐ Prototype
 ☐ Flame Certificate

Instructions:

- 1 All Cuttings for Approval (CFA's) are to be sent directly to the Interior Designer by the vendor.
- 2 Fabric vendor will confirm all specified fabrics are stable, will not shrink and will be colour fast and suitable for end use.
- 3 The vendor must complete the flame treatment of fabrics. The liability is solely with the original fabric vendor.
- 4 It is the responsibility for the vendor to verify received COM match swatches and/or the description written on the purchase order, prior to fabrication.
- 5 The vendor will utilize fabric in the most cost effective manner to avoid waste. The vendor is responsible to supply accurate COM quantities based on the actual specified fabric size and repeats.

Project Name: **WALDORF ASTORIA- BEIJING**Item Number: **FB-52**Project #: **09026**Item Description: **Fabric- Alicudi / 1045/01**Issue Date: **05/31/11**

Item Quantity:

Manufacturer: **Dedar (China)**Source: **Intoliving Asia Co Ltd**

Instructions:

- 6 All excess fabric will be labeled and shipped with the final upholstered goods.
- 7 Drapery fabrics must be stable and pre-shrunk.
- 8 Vendor is responsible for ensuring that item and/or finish(es) is appropriate for specified application, suitable for environmental conditions, and meets all required codes where project is located.
- 9 Purchasing Agent to arrange for application of suitable backing to fabric when required.

Project Name: **WALDORF ASTORIA- BEIJING**Project #: **09026**Issue Date: **05/31/11**

Revision(s):

Item Number: **FB-53**Item Description: **Fabric- Alloy/Silver Chain / 4125/04**

Item Quantity:

Manufacturer: Pollack (China)

Address:

Phone:

Fax:

Contact:

E-mail:

Web:

Source: Altfield Interiors- HK

Address: 1102 1103 Nine Queens Road
9 Queens Road, Central
Hong Kong China

Phone: 852 2524 4867

Fax: 852 2524 5676

Contact: Jo Ho

E-mail: jo@altfield.com.hk

Web: www.altfield.com.hk

Product: Alloy/Silver Chain / 4125/04

Size/Dimensions: 54"

Notes: 63% Polyester / 35% viscose / 2% Nylon
Recommended Usage: Heavy Duty Upholstery

Location= Level 2

Required Item(s) for Designer Approval Prior to Fabrication:

Prepared By: HY

☐ Seaming Diagram
 ☐ Strike-Off
 ☐ Finish Sample
 ☒ Cutting
 ☐ Shop Dwg's
 ☐ Prototype
 ☐ Flame Certificate

Instructions:

- 1 All Cuttings for Approval (CFA's) are to be sent directly to the Interior Designer by the vendor.
- 2 Fabric vendor will confirm all specified fabrics are stable, will not shrink and will be colour fast and suitable for end use.
- 3 The vendor must complete the flame treatment of fabrics. The liability is solely with the original fabric vendor.
- 4 It is the responsibility for the vendor to verify received COM match swatches and/or the description written on the purchase order, prior to fabrication.
- 5 The vendor will utilize fabric in the most cost effective manner to avoid waste. The vendor is responsible to supply accurate COM quantities based on the actual specified fabric size and repeats.
- 6 All excess fabric will be labeled and shipped with the final upholstered goods.

Project Name: **WALDORF ASTORIA- BEIJING**Item Number: **FB-53**Project #: **09026**Item Description: **Fabric- Alloy/Silver Chain / 4125/04**Issue Date: **05/31/11**

Item Quantity:

Manufacturer: Pollack (China)

Source: Altfield Interiors- HK

Instructions:

- 7 Drapery fabrics must be stable and pre-shrunk.
- 8 Vendor is responsible for ensuring that item and/or finish(es) is appropriate for specified application, suitable for environmental conditions, and meets all required codes where project is located.
- 9 Purchasing Agent to arrange for application of suitable backing to fabric when required.

Project Name: **WALDORF ASTORIA- BEIJING**Project #: **09026**Issue Date: **05/31/11**

Revision(s):

Item Number: **FB-54**Item Description: **Fabric- Principessa / Cement / 155718**

Item Quantity:

Manufacturer: C&C Milano (Singapore)

Address:

Phone:

Fax:

Contact:

E-mail:

Web:

Source: TD Fabrics

Address: 21 Orchard Boulevard
#01-25 Park House
Singapore 248645

Phone: 006562955115

Fax: 006562955132

Contact:

E-mail: margaret.lim@tdfabrics.com.sg

Web:

Product: Principessa / Cement / 155718

Size/Dimensions: 59"

Notes: 100% Linen

Location

Required Item(s) for Designer Approval Prior to Fabrication:

Prepared By: HY

☐ Seaming Diagram ☐ Strike-Off ☐ Finish Sample ☐ Cutting ☐ Shop Dwgs ☐ Prototype ☐ Flame Certificate

Project Name: **WALDORF ASTORIA- BEIJING**Project #: **09026**Issue Date: **05/31/11**

Revision(s):

Item Number: **FB-55**Item Description: **Fabric- Como / F1205/34**

Item Quantity:

Manufacturer: Designers Guild (China)

Address:

Phone:

Fax:

Contact:

E-mail:

Web:

Source: Yada Tissu

Address: Room 1001 / The Spaces International
Central, No 8 Dongdaqiao / Chaoyang District
Beijing 100020 China

Phone: +86 10 5870 2195

Fax:

Contact:

E-mail: yadatissu@163.com

Web:

Product: Como / F1205/34

Size/Dimensions: 118"

Notes: 100% PL

Location= Spa

Required Item(s) for Designer Approval Prior to Fabrication:

Prepared By: HY

☐ Seaming Diagram
 ☐ Strike-Off
 ☐ Finish Sample
 ☒ Cutting
 ☐ Shop Dwgs
 ☐ Prototype
 ☐ Flame Certificate

Instructions:

- 1 All Cuttings for Approval (CFA's) are to be sent directly to the Interior Designer by the vendor.
- 2 Fabric vendor will confirm all specified fabrics are stable, will not shrink and will be colour fast and suitable for end use.
- 3 The vendor must complete the flame treatment of fabrics. The liability is solely with the original fabric vendor.
- 4 It is the responsibility for the vendor to verify received COM match swatches and/or the description written on the purchase order, prior to fabrication.
- 5 The vendor will utilize fabric in the most cost effective manner to avoid waste. The vendor is responsible to supply accurate COM quantities based on the actual specified fabric size and repeats.
- 6 All excess fabric will be labeled and shipped with the final upholstered goods.

Project Name: **WALDORF ASTORIA- BEIJING**Item Number: **FB-55**Project #: **09026**Item Description: **Fabric- Como / F1205/34**Issue Date: **05/31/11**

Item Quantity:

Manufacturer: **Designers Guild (China)**Source: **Yada Tissu**

Instructions:

- 7 Drapery fabrics must be stable and pre-shrunk.
- 8 Vendor is responsible for ensuring that item and/or finish(es) is appropriate for specified application, suitable for environmental conditions, and meets all required codes where project is located.
- 9 Purchasing Agent to arrange for application of suitable backing to fabric when required.

Project Name: **WALDORF ASTORIA- BEIJING**Project #: **09026**Issue Date: **05/31/11**

Revision(s):

Item Number: **FB-56**Item Description: **Leather- Echo / Cognac**

Item Quantity:

Manufacturer: Moore & Giles Inc. (China)

Address:

Phone:

Fax:

Contact:

E-mail:

Web:

Source: Altfield Interiors- HK

Address: 1102 1103 Nine Queens Road
9 Queens Road, Central
Hong Kong China

Phone: 852 2524 4867

Fax: 852 2524 5676

Contact: Jo Ho

E-mail: jo@altfield.com.hk

Web: www.altfield.com.hk

Product: Echo / Cognac

Size/Dimensions: 50 Sq Ft / 1.0-1.2mm Thk

Notes:

Full aniline
Passes CA 117/NFPA 260

Location= Spa

Required Item(s) for Designer Approval Prior to Fabrication:

Prepared By: HY

☐ Seaming Diagram
 ☐ Strike-Off
 ☐ Finish Sample
 ☒ Cutting
 ☐ Shop Dwgs
 ☐ Prototype
 ☐ Flame Certificate

Instructions:

- 1 All Cuttings for Approval (CFA's) are to be sent directly to the Interior Designer by the vendor.
- 2 Fabric vendor will confirm all specified fabrics are stable, will not shrink and will be colour fast and suitable for end use.
- 3 The vendor must complete the flame treatment of fabrics. The liability is solely with the original fabric vendor.
- 4 It is the responsibility for the vendor to verify received COM match swatches and/or the description written on the purchase order, prior to fabrication.
- 5 The vendor will utilize fabric in the most cost effective manner to avoid waste. The vendor is responsible to supply accurate COM quantities based on the actual specified fabric size and repeats.
- 6 All excess fabric will be labeled and shipped with the final upholstered goods.

Project Name: **WALDORF ASTORIA- BEIJING**Item Number: **FB-56**Project #: **09026**Item Description: **Leather- Echo / Cognac**Issue Date: **05/31/11**

Item Quantity:

Manufacturer: **Moore & Giles Inc. (China)**Source: **Altfield Interiors- HK**

Instructions:

- 7 Drapery fabrics must be stable and pre-shrunk.
- 8 Vendor is responsible for ensuring that item and/or finish(es) is appropriate for specified application, suitable for environmental conditions, and meets all required codes where project is located.
- 9 Purchasing Agent to arrange for application of suitable backing to fabric when required.

Project Name: **WALDORF ASTORIA- BEIJING**Project #: **09026**Issue Date: **05/31/11**

Revision(s):

Item Number: **FB-57**Item Description: **Leather- Capri / Cream**

Item Quantity:

Manufacturer: Moore & Giles Inc. (China)

Address:

Phone:

Fax:

Contact:

E-mail:

Web:

Source: Altfield Interiors- HK

Address: 1102 1103 Nine Queens Road
9 Queens Road, Central
Hong Kong China

Phone: 852 2524 4867

Fax: 852 2524 5676

Contact: Jo Ho

E-mail: jo@altfield.com.hk

Web: www.altfield.com.hk

Product: Capri / Cream

Size/Dimensions: 50 Sq Ft

Notes: Location= Spa

Required Item(s) for Designer Approval Prior to Fabrication:

Prepared By: HY

☐ Seaming Diagram
 ☐ Strike-Off
 ☐ Finish Sample
 ☒ Cutting
 ☐ Shop Dwgs
 ☐ Prototype
 ☐ Flame Certificate

Instructions:

- 1 All Cuttings for Approval (CFA's) are to be sent directly to the Interior Designer by the vendor.
- 2 Fabric vendor will confirm all specified fabrics are stable, will not shrink and will be colour fast and suitable for end use.
- 3 The vendor must complete the flame treatment of fabrics. The liability is solely with the original fabric vendor.
- 4 It is the responsibility for the vendor to verify received COM match swatches and/or the description written on the purchase order, prior to fabrication.
- 5 The vendor will utilize fabric in the most cost effective manner to avoid waste. The vendor is responsible to supply accurate COM quantities based on the actual specified fabric size and repeats.
- 6 All excess fabric will be labeled and shipped with the final upholstered goods.

Project Name: **WALDORF ASTORIA- BEIJING**Item Number: **FB-57**Project #: **09026**Item Description: **Leather- Capri / Cream**Issue Date: **05/31/11**

Item Quantity:

Manufacturer: **Moore & Giles Inc. (China)**Source: **Altfield Interiors- HK**

Instructions:

- 7 Drapery fabrics must be stable and pre-shrunk.
- 8 Vendor is responsible for ensuring that item and/or finish(es) is appropriate for specified application, suitable for environmental conditions, and meets all required codes where project is located.
- 9 Purchasing Agent to arrange for application of suitable backing to fabric when required.

Project Name: **WALDORF ASTORIA- BEIJING**Project #: **09026**Issue Date: **05/31/11**

Revision(s):

Item Number: **FB-58**Item Description: **Fabric- Country Cloth / Basket / 92504-02**

Item Quantity:

Manufacturer: Rogers & Goffigon Ltd. (YPTO)

Address:

Phone:

Fax:

Contact:

E-mail:

Web:

Source: Primavera Interior Furnishings

Address: 160 Pears Avenue
Suite 110
Toronto ON M5R 3P8 Canada

Phone: (416) 921-3334

Fax: (416) 921-3227

Contact: Wendy Sondon Katz

E-mail: wendy@primavera.ca

Web: www.primavera.ca

Product: Country Cloth / Basket / Borax / 92504-02

Size/Dimensions: 55"

Notes: 100% linen

Location= Spa

Required Item(s) for Designer Approval Prior to Fabrication:

Prepared By: HY

☐ Seaming Diagram
 ☐ Strike-Off
 ☐ Finish Sample
 ☒ Cutting
 ☐ Shop Dwgs
 ☐ Prototype
 ☐ Flame Certificate

Instructions:

- 1 All Cuttings for Approval (CFA's) are to be sent directly to the Interior Designer by the vendor.
- 2 Fabric vendor will confirm all specified fabrics are stable, will not shrink and will be colour fast and suitable for end use.
- 3 The vendor must complete the flame treatment of fabrics. The liability is solely with the original fabric vendor.
- 4 It is the responsibility for the vendor to verify received COM match swatches and/or the description written on the purchase order, prior to fabrication.
- 5 The vendor will utilize fabric in the most cost effective manner to avoid waste. The vendor is responsible to supply accurate COM quantities based on the actual specified fabric size and repeats.
- 6 All excess fabric will be labeled and shipped with the final upholstered goods.

Project Name: **WALDORF ASTORIA- BEIJING**Item Number: **FB-58**Project #: **09026**Item Description: **Fabric- Country Cloth / Basket / 92504-02**Issue Date: **05/31/11**

Item Quantity:

Manufacturer: **Rogers & Goffigon Ltd. (YPTO)**Source: **Primavera Interior Furnishings**

Instructions:

- 7 Drapery fabrics must be stable and pre-shrunk.
- 8 Vendor is responsible for ensuring that item and/or finish(es) is appropriate for specified application, suitable for environmental conditions, and meets all required codes where project is located.
- 9 Purchasing Agent to arrange for application of suitable backing to fabric when required.

Project Name: **WALDORF ASTORIA- BEIJING**Project #: **09026**Issue Date: **05/31/11**

Revision(s):

Item Number: **FB-59**Item Description: **Fabric- Fresh Canvas / Grass / 100/14**

Item Quantity:

Manufacturer: Great Outdoors (YPTO)

Address:

Phone:

Fax:

Contact:

E-mail:

Web:

Source: Primavera Interior Furnishings

Address: 160 Pears Avenue
Suite 110
Toronto ON M5R 3P8 Canada

Phone: (416) 921-3334

Fax: (416) 921-3227

Contact: Wendy Sondon Katz

E-mail: wendy@primavera.ca

Web: www.primavera.ca

Product: Fresh Canvas / Grass / 100/14

Size/Dimensions: 54"

Notes: 100% Solution Dyed Acrylic
Passes 21.000 Wyzenbeek
Passes CAL 117 / NFPA 260
Soil Resistant Finish

Location= Pool deck

Required Item(s) for Designer Approval Prior to Fabrication:

Prepared By: HY

☐ Seaming Diagram
 ☐ Strike-Off
 ☐ Finish Sample
 ☒ Cutting
 ☐ Shop Dwg's
 ☐ Prototype
 ☐ Flame Certificate

Instructions:

- 1 All Cuttings for Approval (CFA's) are to be sent directly to the Interior Designer by the vendor.
- 2 Fabric vendor will confirm all specified fabrics are stable, will not shrink and will be colour fast and suitable for end use.
- 3 The vendor must complete the flame treatment of fabrics. The liability is solely with the original fabric vendor.
- 4 It is the responsibility for the vendor to verify received COM match swatches and/or the description written on the purchase order, prior to fabrication.
- 5 The vendor will utilize fabric in the most cost effective manner to avoid waste. The vendor is responsible to supply accurate COM quantities based on the actual specified fabric size and repeats.
- 6 All excess fabric will be labeled and shipped with the final upholstered goods.

Project Name: **WALDORF ASTORIA- BEIJING**Item Number: **FB-59**Project #: **09026**Item Description: **Fabric- Fresh Canvas / Grass / 100/14**Issue Date: **05/31/11**

Item Quantity:

Manufacturer: Great Outdoors (YPTO)

Source: Primavera Interior Furnishings

Instructions:

- 7 Drapery fabrics must be stable and pre-shrunk.
- 8 Vendor is responsible for ensuring that item and/or finish(es) is appropriate for specified application, suitable for environmental conditions, and meets all required codes where project is located.
- 9 Purchasing Agent to arrange for application of suitable backing to fabric when required.

Project Name: **WALDORF ASTORIA- BEIJING**Project #: **09026**Item Number: **FB-60**Item Description: **Fabric- Atacama / Atac Col. Smoke /
Tarif H145**Issue Date: **05/31/11**

Revision(s):

Item Quantity:

Manufacturer: **Telio & Cie (YPTO/YPNY)**

Address:

Source: **Telio & Cie**Address: **160 Pears Avenue
#400****Toronto ON M5R 3P8 Canada**

Phone:

Phone: **(416) 968-2020** 800#: **(877) 254-9855**

Fax:

Fax: **(416) 968-7298**

Contact:

Contact: **Duane Lucas**

E-mail:

E-mail: **duane.lucas@telio.com**

Web:

Web: **www.telio.com**Product: **Atacama / Atac Col. Smoke / Tarif H145**Size/Dimensions: **150cm**Notes: **100% Wool****Location = L1 / Peacock Alley**

Required Item(s) for Designer Approval Prior to Fabrication:

Prepared By: **HY**
☐ Seaming Diagram
 ☐ Strike-Off
 ☐ Finish Sample
 ☒ Cutting
 ☐ Shop Dwgs
 ☐ Prototype
 ☐ Flame Certificate

Instructions:

- 1 All Cuttings for Approval (CFA's) are to be sent directly to the Interior Designer by the vendor.
- 2 Fabric vendor will confirm all specified fabrics are stable, will not shrink and will be colour fast and suitable for end use.
- 3 The vendor must complete the flame treatment of fabrics. The liability is solely with the original fabric vendor.
- 4 It is the responsibility for the vendor to verify received COM match swatches and/or the description written on the purchase order, prior to fabrication.
- 5 The vendor will utilize fabric in the most cost effective manner to avoid waste. The vendor is responsible to supply accurate COM quantities based on the actual specified fabric size and repeats.

Project Name: **WALDORF ASTORIA- BEIJING**Item Number: **FB-60**Project #: **09026**Item Description: **Fabric- Atacama / Atac Col. Smoke /
Tarif H145**Issue Date: **05/31/11**

Item Quantity:

Manufacturer: Telio & Cie (YPTO/YPNY)Source: Telio & Cie

Instructions:

- 6 All excess fabric will be labeled and shipped with the final upholstered goods.
- 7 Drapery fabrics must be stable and pre-shrunk.
- 8 Vendor is responsible for ensuring that item and/or finish(es) is appropriate for specified application, suitable for environmental conditions, and meets all required codes where project is located.
- 9 Purchasing Agent to arrange for application of suitable backing to fabric when required.

Project Name: **WALDORF ASTORIA- BEIJING**Project #: **09026**Issue Date: **05/31/11**

Revision(s):

Item Number: **FB-61**Item Description: **Leather- Utah / Anthracite / 57-7**

Item Quantity:

Manufacturer: Cortina Leathers (China)

Address:

Phone:

Fax:

Contact:

E-mail:

Web:

Source: MCV Asia Ltd.

Address: 5/F Capitol Plaza
2-10 Lyndhurst Terrace
Hong Kong Central China

Phone: (852) 2189 7068

Fax:

Contact: Jo

E-mail: jo@mcvasia.com

Web:

Product: Utah / Anthracite / 57-7

Size/Dimensions: 50 Sq FT / 1.4mm thick

Notes: Textured Distressed Leather
Aniline Dyed

Location= L1 Peacock Alley

Required Item(s) for Designer Approval Prior to Fabrication:

Prepared By: HY

☐ Seaming Diagram
 ☐ Strike-Off
 ☐ Finish Sample
☒ Cutting
☐ Shop Dwgs
☐ Prototype
☐ Flame Certificate

Instructions:

- 1 All Cuttings for Approval (CFA's) are to be sent directly to the Interior Designer by the vendor.
- 2 Fabric vendor will confirm all specified fabrics are stable, will not shrink and will be colour fast and suitable for end use.
- 3 The vendor must complete the flame treatment of fabrics. The liability is solely with the original fabric vendor.
- 4 It is the responsibility for the vendor to verify received COM match swatches and/or the description written on the purchase order, prior to fabrication.
- 5 The vendor will utilize fabric in the most cost effective manner to avoid waste. The vendor is responsible to supply accurate COM quantities based on the actual specified fabric size and repeats.
- 6 All excess fabric will be labeled and shipped with the final upholstered goods.

Project Name: **WALDORF ASTORIA- BEIJING**Item Number: **FB-61**Project #: **09026**Item Description: **Leather- Utah / Anthracite / 57-7**Issue Date: **05/31/11**

Item Quantity:

Manufacturer: Cortina Leathers (China)

Source: MCV Asia Ltd.

Instructions:

- 7 Drapery fabrics must be stable and pre-shrunk.
- 8 Vendor is responsible for ensuring that item and/or finish(es) is appropriate for specified application, suitable for environmental conditions, and meets all required codes where project is located.
- 9 Purchasing Agent to arrange for application of suitable backing to fabric when required.

Project Name: **WALDORF ASTORIA- BEIJING**Project #: **09026**Item Number: **FB-62**Item Description: **Fabric- Rough & Rowdy / Newsprint / 955-200**Issue Date: **05/31/11**

Revision(s):

Item Quantity:

Manufacturer: Perennials (China)

Source: Mercer House Interiors

Address:

Address: A1 10FL Cheung Fat Building
7-9 Hill Road SAR
Hong Kong

Phone:

Phone: +852 2524 3866

Fax:

Fax: +852 2524 2280

Contact:

Contact:

E-mail:

E-mail:

Web: www.perennialsfabrics.com

Web:

Product: Rough & Rowdy / Newsprint / 955-200

Size/Dimensions: 137cm

Notes: 100% Solution Dyed Acrylic
Stain & Mildew Resistant

Location= L1 Peacock Alley

Required Item(s) for Designer Approval Prior to Fabrication:

Prepared By: HY

☐ Seaming Diagram
 ☐ Strike-Off
 ☐ Finish Sample
 ☒ Cutting
 ☐ Shop Dwgs
 ☐ Prototype
 ☐ Flame Certificate

Instructions:

- 1 All Cuttings for Approval (CFA's) are to be sent directly to the Interior Designer by the vendor.
- 2 Fabric vendor will confirm all specified fabrics are stable, will not shrink and will be colour fast and suitable for end use.
- 3 The vendor must complete the flame treatment of fabrics. The liability is solely with the original fabric vendor.
- 4 It is the responsibility for the vendor to verify received COM match swatches and/or the description written on the purchase order, prior to fabrication.
- 5 The vendor will utilize fabric in the most cost effective manner to avoid waste. The vendor is responsible to supply accurate COM quantities based on the actual specified fabric size and repeats.

Project Name: **WALDORF ASTORIA- BEIJING**Item Number: **FB-62**Project #: **09026**Item Description: **Fabric- Rough & Rowdy / Newsprint /
955-200**Issue Date: **05/31/11**

Item Quantity:

Manufacturer: Perennials (China)

Source: Mercer House Interiors

Instructions:

- 6 All excess fabric will be labeled and shipped with the final upholstered goods.
- 7 Drapery fabrics must be stable and pre-shrunk.
- 8 Vendor is responsible for ensuring that item and/or finish(es) is appropriate for specified application, suitable for environmental conditions, and meets all required codes where project is located.
- 9 Purchasing Agent to arrange for application of suitable backing to fabric when required.

Project Name: **WALDORF ASTORIA- BEIJING**
 Project #: **09026**
 Issue Date: **05/31/11**
 Revision(s):

Item Number: **FB-63**
 Item Description: **Piping- P.0106.02**

Item Quantity:

Manufacturer: Rogers & Goffigon Ltd. (YPTO)
 Address:

Source: Primavera Interior Furnishings
 Address: 160 Pears Avenue
 Suite 110
 Toronto ON M5R 3P8 Canada

Phone:

Phone: (416) 921-3334

Fax:

Fax: (416) 921-3227

Contact:

Contact: Wendy Sondon Katz

E-mail:

E-mail: wendy@primavera.ca

Web:

Web: www.primavera.ca

Product: Piping- P.0106.02

Notes: Location= L1 Peacock Alley

Required Item(s) for Designer Approval Prior to Fabrication:

Prepared By: HY

☐ Seaming Diagram ☐ Strike-Off ☐ Finish Sample ☒ Cutting ☐ Shop Dwgs ☐ Prototype ☐ Flame Certificate

Instructions:

- 1 All Cuttings for Approval (CFA's) are to be sent directly to the Interior Designer by the vendor.
- 2 Fabric vendor will confirm all specified fabrics are stable, will not shrink and will be colour fast and suitable for end use.
- 3 The vendor must complete the flame treatment of fabrics. The liability is solely with the original fabric vendor.
- 4 It is the responsibility for the vendor to verify received COM match swatches and/or the description written on the purchase order, prior to fabrication.
- 5 The vendor will utilize fabric in the most cost effective manner to avoid waste. The vendor is responsible to supply accurate COM quantities based on the actual specified fabric size and repeats.
- 6 All excess fabric will be labeled and shipped with the final upholstered goods.

Project Name: **WALDORF ASTORIA- BEIJING**Item Number: **FB-63**Project #: **09026**Item Description: **Piping- P.0106.02**Issue Date: **05/31/11**

Item Quantity:

Manufacturer: Rogers & Goffigon Ltd. (YPTO)Source: Primavera Interior Furnishings

Instructions:

- 7 Drapery fabrics must be stable and pre-shrunk.
- 8 Vendor is responsible for ensuring that item and/or finish(es) is appropriate for specified application, suitable for environmental conditions, and meets all required codes where project is located.
- 9 Purchasing Agent to arrange for application of suitable backing to fabric when required.

Project Name: **WALDORF ASTORIA- BEIJING**Project #: **09026**Issue Date: **05/31/11**

Revision(s):

Item Number: **FB-64**Item Description: **Fabric- Minstrel /Dmori / 305 / Tarif: S260**

Item Quantity:

Manufacturer: Telio & Cie (YPTO/YPNY)

Address:

Source: Telio & Cie

Address: 160 Pears Avenue
#400

Toronto ON M5R 3P8 Canada

Phone:

Phone: (416) 968-2020 800#: (877) 254-9855

Fax:

Fax: (416) 968-7298

Contact:

Contact: Duane Lucas

E-mail:

E-mail: duane.lucas@telio.com

Web:

Web: www.telio.com

Product: Minstrel /Dmori / 305 / Tarif: S260

Size/Dimensions: 140cm / Repeat 2cm

Notes: 100% Cotton

Location= L1 Peacock Alley

Required Item(s) for Designer Approval Prior to Fabrication:

Prepared By: HY

☐ Seaming Diagram
 ☐ Strike-Off
 ☐ Finish Sample
 ☒ Cutting
 ☐ Shop Dwgs
 ☐ Prototype
 ☐ Flame Certificate

Instructions:

- 1 All Cuttings for Approval (CFA's) are to be sent directly to the Interior Designer by the vendor.
- 2 Fabric vendor will confirm all specified fabrics are stable, will not shrink and will be colour fast and suitable for end use.
- 3 The vendor must complete the flame treatment of fabrics. The liability is solely with the original fabric vendor.
- 4 It is the responsibility for the vendor to verify received COM match swatches and/or the description written on the purchase order, prior to fabrication.
- 5 The vendor will utilize fabric in the most cost effective manner to avoid waste. The vendor is responsible to supply accurate COM quantities based on the actual specified fabric size and repeats.
- 6 All excess fabric will be labeled and shipped with the final upholstered goods.

Project Name: **WALDORF ASTORIA- BEIJING**Item Number: **FB-64**Project #: **09026**Item Description: **Fabric- Minstrel /Dmori / 305 / Tarif: S260**Issue Date: **05/31/11**

Item Quantity:

Manufacturer: Telio & Cie (YPTO/YPNY)

Source: Telio & Cie

Instructions:

- 7 Drapery fabrics must be stable and pre-shrunk.
- 8 Vendor is responsible for ensuring that item and/or finish(es) is appropriate for specified application, suitable for environmental conditions, and meets all required codes where project is located.
- 9 Purchasing Agent to arrange for application of suitable backing to fabric when required.

Project Name: **WALDORF ASTORIA- BEIJING**Project #: **09026**Issue Date: **05/31/11**

Revision(s):

Item Number: **FB-65**Item Description: **Fabric- Blossom / Dogwood / 6043/01**

Item Quantity:

Manufacturer: Pollack (China)

Address:

Phone:

Fax:

Contact:

E-mail:

Web:

Source: Altfield Interiors- HK

Address: 1102 1103 Nine Queens Road
9 Queens Road, Central
Hong Kong China

Phone: 852 2524 4867

Fax: 852 2524 5676

Contact: Jo Ho

E-mail: jo@altfield.com.hk

Web: www.altfield.com.hk

Product: Blossom / Dogwood / 6043/01

Size/Dimensions: 57"/ Pattern 54" W / Repeat 13.5" w x 14.75" H

Notes: 60% Viscose / 40% Silk
Passes CB117E
Light Duty

Location= Chinese Restaurant

Required Item(s) for Designer Approval Prior to Fabrication:

Prepared By: HY

☐ Seaming Diagram
 ☐ Strike-Off
 ☐ Finish Sample
 ☒ Cutting
 ☐ Shop Dwgs
 ☐ Prototype
 ☐ Flame Certificate

Instructions:

- 1 All Cuttings for Approval (CFA's) are to be sent directly to the Interior Designer by the vendor.
- 2 Fabric vendor will confirm all specified fabrics are stable, will not shrink and will be colour fast and suitable for end use.
- 3 The vendor must complete the flame treatment of fabrics. The liability is solely with the original fabric vendor.
- 4 It is the responsibility for the vendor to verify received COM match swatches and/or the description written on the purchase order, prior to fabrication.
- 5 The vendor will utilize fabric in the most cost effective manner to avoid waste. The vendor is responsible to supply accurate COM quantities based on the actual specified fabric size and repeats.
- 6 All excess fabric will be labeled and shipped with the final upholstered goods.

Project Name: **WALDORF ASTORIA- BEIJING**

Item Number: **FB-65**

Project #: **09026**

Item Description: **Fabric- Blossom / Dogwood / 6043/01**

Issue Date: **05/31/11**

Item Quantity:

Manufacturer: Pollack (China)

Source: Altfield Interiors- HK

Instructions:

- 7 Drapery fabrics must be stable and pre-shrunk.
- 8 Vendor is responsible for ensuring that item and/or finish(es) is appropriate for specified application, suitable for environmental conditions, and meets all required codes where project is located.
- 9 Purchasing Agent to arrange for application of suitable backing to fabric when required.

Project Name: **WALDORF ASTORIA- BEIJING**Project #: **09026**Issue Date: **05/31/11**

Revision(s):

Item Number: **FB-66**Item Description: **Fabric- Pisa / Turtle Dove /122325**

Item Quantity:

Manufacturer: C&C Milano (Singapore)

Address:

Phone:

Fax:

Contact:

E-mail:

Web:

Source: TD Fabrics

Address: 21 Orchard Boulevard
#01-25 Park House
Singapore 248645

Phone: 006562955115

Fax: 006562955132

Contact:

E-mail: margaret.lim@tdfabrics.com.sg

Web:

Product: Pisa / Turtle Dove /122325

Size/Dimensions: 59"

Notes: 100% linen

Location= Wine Room

Required Item(s) for Designer Approval Prior to Fabrication:

Prepared By: HY

☐ Seaming Diagram ☐ Strike-Off ☐ Finish Sample ☐ Cutting ☐ Shop Dwgs ☐ Prototype ☐ Flame Certificate

Project Name: **WALDORF ASTORIA- BEIJING**Project #: **09026**Issue Date: **05/31/11**

Revision(s):

Item Number: **FB-67**Item Description: **Leather- Royal Hide / Off White / RH07**

Item Quantity:

Manufacturer: Edelman (China)

Address:

Phone:

Fax:

Contact:

E-mail:

Web:

Source: Spring Collection Shanghai

Address: Rm A-8138 Jiahua Business Centre
808 Hongqiao Road
Shanghai China

Phone: 011 86 21 6447 9618

Fax:

Contact: Alpha Lam

E-mail: spring01@netvigator.com

Web:

Product: Royal Hide / Off White / RH07

Size/Dimensions: 55-60 Sq Ft

Notes: Crypton finish
European Full Hide Aniline Dyed Cowhide

Location= Lobby Retail

Required Item(s) for Designer Approval Prior to Fabrication:

Prepared By: HY

☐ Seaming Diagram
 ☐ Strike-Off
 ☐ Finish Sample
 ☒ Cutting
 ☐ Shop Dwg's
 ☐ Prototype
 ☐ Flame Certificate

Instructions:

- 1 All Cuttings for Approval (CFA's) are to be sent directly to the Interior Designer by the vendor.
- 2 Fabric vendor will confirm all specified fabrics are stable, will not shrink and will be colour fast and suitable for end use.
- 3 The vendor must complete the flame treatment of fabrics. The liability is solely with the original fabric vendor.
- 4 It is the responsibility for the vendor to verify received COM match swatches and/or the description written on the purchase order, prior to fabrication.
- 5 The vendor will utilize fabric in the most cost effective manner to avoid waste. The vendor is responsible to supply accurate COM quantities based on the actual specified fabric size and repeats.
- 6 All excess fabric will be labeled and shipped with the final upholstered goods.

Project Name: **WALDORF ASTORIA- BEIJING**Item Number: **FB-67**Project #: **09026**Item Description: **Leather- Royal Hide / Off White / RH07**Issue Date: **05/31/11**

Item Quantity:

Manufacturer: **Edelman (China)**Source: **Spring Collection Shanghai**

Instructions:

- 7 Drapery fabrics must be stable and pre-shrunk.
- 8 Vendor is responsible for ensuring that item and/or finish(es) is appropriate for specified application, suitable for environmental conditions, and meets all required codes where project is located.
- 9 Purchasing Agent to arrange for application of suitable backing to fabric when required.

Project Name: **WALDORF ASTORIA- BEIJING**Project #: **09026**Issue Date: **05/31/11**

Revision(s):

Item Number: **FB-68**Item Description: **Leather- Distressed / Fennel / DIS-9075**

Item Quantity:

Manufacturer: Garrett Leather (China)

Address:

Phone:

Fax:

Contact:

E-mail:

Web:

Source: Grand Collection Co

Address: Unit 407 4/F Winning Centre
29 Tai Yau Street, San Po Kowloon
Hong Kong

Phone: +011 852 2952 2552

Fax: +011 852 2952 2551

Contact:

E-mail:

Web: www.garrettleather.com

Product: Distressed / Fennel / DIS-9075

Size/Dimensions: 55 Sq Ft

Notes: Light Wax Finish
Marks & Scratched will appear
Greenguard Certified

Location= Lobby Retail

Required Item(s) for Designer Approval Prior to Fabrication:

Prepared By: HY

☐ Seaming Diagram
 ☐ Strike-Off
 ☐ Finish Sample
 ☒ Cutting
 ☐ Shop Dwgs
 ☐ Prototype
 ☐ Flame Certificate

Instructions:

- 1 All Cuttings for Approval (CFA's) are to be sent directly to the Interior Designer by the vendor.
- 2 Fabric vendor will confirm all specified fabrics are stable, will not shrink and will be colour fast and suitable for end use.
- 3 The vendor must complete the flame treatment of fabrics. The liability is solely with the original fabric vendor.
- 4 It is the responsibility for the vendor to verify received COM match swatches and/or the description written on the purchase order, prior to fabrication.
- 5 The vendor will utilize fabric in the most cost effective manner to avoid waste. The vendor is responsible to supply accurate COM quantities based on the actual specified fabric size and repeats.
- 6 All excess fabric will be labeled and shipped with the final upholstered goods.

Project Name: **WALDORF ASTORIA- BEIJING**Item Number: **FB-68**Project #: **09026**Item Description: **Leather- Distressed / Fennel / DIS-9075**Issue Date: **05/31/11**

Item Quantity:

Manufacturer: Garrett Leather (China)

Source: Grand Collection Co

Instructions:

- 7 Drapery fabrics must be stable and pre-shrunk.
- 8 Vendor is responsible for ensuring that item and/or finish(es) is appropriate for specified application, suitable for environmental conditions, and meets all required codes where project is located.
- 9 Purchasing Agent to arrange for application of suitable backing to fabric when required.

Project Name: **WALDORF ASTORIA- BEIJING**Project #: **09026**Issue Date: **05/31/11**

Revision(s):

Item Number: **FB-69**Item Description: **Fabric- Azteka / 1915/12 Tarif S214**

Item Quantity:

Manufacturer: Telio & Cie (YPTO/YPNY)

Address:

Source: Telio & Cie

Address: 160 Pears Avenue
#400

Toronto ON M5R 3P8 Canada

Phone:

Phone: (416) 968-2020 800#: (877) 254-9855

Fax:

Fax: (416) 968-7298

Contact:

Contact: Duane Lucas

E-mail:

E-mail: duane.lucas@telio.com

Web:

Web: www.telio.com

Product: Azteka / 1915/12 Tarif S214

Size/Dimensions: 168cm

Notes: 74% Linen / 23% polyester / 3% polyimide

Location= Lobby retail

Required Item(s) for Designer Approval Prior to Fabrication:

Prepared By: HY

☐ Seaming Diagram
 ☐ Strike-Off
 ☐ Finish Sample
 ☒ Cutting
 ☐ Shop Dwgs
 ☐ Prototype
 ☐ Flame Certificate

Instructions:

- 1 All Cuttings for Approval (CFA's) are to be sent directly to the Interior Designer by the vendor.
- 2 Fabric vendor will confirm all specified fabrics are stable, will not shrink and will be colour fast and suitable for end use.
- 3 The vendor must complete the flame treatment of fabrics. The liability is solely with the original fabric vendor.
- 4 It is the responsibility for the vendor to verify received COM match swatches and/or the description written on the purchase order, prior to fabrication.
- 5 The vendor will utilize fabric in the most cost effective manner to avoid waste. The vendor is responsible to supply accurate COM quantities based on the actual specified fabric size and repeats.
- 6 All excess fabric will be labeled and shipped with the final upholstered goods.

Project Name: **WALDORF ASTORIA- BEIJING**Item Number: **FB-69**Project #: **09026**Item Description: **Fabric- Azteka / 1915/12 Tarif S214**Issue Date: **05/31/11**

Item Quantity:

Manufacturer: Telio & Cie (YPTO/YPNY)

Source: Telio & Cie

Instructions:

- 7 Drapery fabrics must be stable and pre-shrunk.
- 8 Vendor is responsible for ensuring that item and/or finish(es) is appropriate for specified application, suitable for environmental conditions, and meets all required codes where project is located.
- 9 Purchasing Agent to arrange for application of suitable backing to fabric when required.

Project Name: **WALDORF ASTORIA- BEIJING**Project #: **09026**Issue Date: **05/31/11**

Revision(s):

Item Number: **FB-70**Item Description: **Leather- Aspen/Aviation / Metallic Castor**

Item Quantity:

Manufacturer: Moore & Giles Inc. (China)

Address:

Phone:

Fax:

Contact:

E-mail:

Web:

Source: Altfield Interiors- HK

Address: 1102 1103 Nine Queens Road
9 Queens Road, Central
Hong Kong China

Phone: 852 2524 4867

Fax: 852 2524 5676

Contact: Jo Ho

E-mail: jo@altfield.com.hk

Web: www.altfield.com.hk

Product: Aspen/Aviation / Metallic Castor

Size/Dimensions: 55 Sq Ft / 1.0-1.2mm Thk

Notes: Location= Winre Room

Required Item(s) for Designer Approval Prior to Fabrication:

Prepared By: HY

☐ Seaming Diagram ☐ Strike-Off ☐ Finish Sample ☒ Cutting ☐ Shop Dwgs ☐ Prototype ☐ Flame Certificate

Instructions:

- 1 All Cuttings for Approval (CFA's) are to be sent directly to the Interior Designer by the vendor.
- 2 Fabric vendor will confirm all specified fabrics are stable, will not shrink and will be colour fast and suitable for end use.
- 3 The vendor must complete the flame treatment of fabrics. The liability is solely with the original fabric vendor.
- 4 It is the responsibility for the vendor to verify received COM match swatches and/or the description written on the purchase order, prior to fabrication.
- 5 The vendor will utilize fabric in the most cost effective manner to avoid waste. The vendor is responsible to supply accurate COM quantities based on the actual specified fabric size and repeats.
- 6 All excess fabric will be labeled and shipped with the final upholstered goods.

Project Name: **WALDORF ASTORIA- BEIJING**

Item Number: **FB-70**

Project #: **09026**

Item Description: **Leather- Aspen/Aviation / Metallic Castor**

Issue Date: **05/31/11**

Item Quantity:

Manufacturer: **Moore & Giles Inc. (China)**

Source: **Altfield Interiors- HK**

Instructions:

- 7 Drapery fabrics must be stable and pre-shrunk.
- 8 Vendor is responsible for ensuring that item and/or finish(es) is appropriate for specified application, suitable for environmental conditions, and meets all required codes where project is located.
- 9 Purchasing Agent to arrange for application of suitable backing to fabric when required.

Project Name: **WALDORF ASTORIA- BEIJING**Project #: **09026**Issue Date: **05/31/11**

Revision(s):

Item Number: **FB-71**Item Description: **Leather- Junique / 9276**

Item Quantity:

Manufacturer: Keleen Leathers (China)

Address:

Phone:

Fax:

Contact:

E-mail:

Web:

Source: Sankon Ltd. Country

Address: Rm 1003-1005 Huai Hai China Tower
No. 885 Ren Min Road
Shanghai 200010 China

Phone: +86 21 6373 4690

Fax: +86 21 6373 5293

Contact: Samuel Hui

E-mail:

Web:

Product: Junique / 9276

Notes: Location= Brasserie

Required Item(s) for Designer Approval Prior to Fabrication:

Prepared By: HY

☐ Seaming Diagram ☐ Strike-Off ☐ Finish Sample ☒ Cutting ☐ Shop Dwgs ☐ Prototype ☐ Flame Certificate

Instructions:

- 1 All Cuttings for Approval (CFA's) are to be sent directly to the Interior Designer by the vendor.
- 2 Fabric vendor will confirm all specified fabrics are stable, will not shrink and will be colour fast and suitable for end use.
- 3 The vendor must complete the flame treatment of fabrics. The liability is solely with the original fabric vendor.
- 4 It is the responsibility for the vendor to verify received COM match swatches and/or the description written on the purchase order, prior to fabrication.
- 5 The vendor will utilize fabric in the most cost effective manner to avoid waste. The vendor is responsible to supply accurate COM quantities based on the actual specified fabric size and repeats.
- 6 All excess fabric will be labeled and shipped with the final upholstered goods.

Project Name: **WALDORF ASTORIA- BEIJING**Item Number: **FB-71**Project #: **09026**Item Description: **Leather- Junique / 9276**Issue Date: **05/31/11**

Item Quantity:

Manufacturer: Keleen Leathers (China)

Source: Sankon Ltd. Country

Instructions:

- 7 Drapery fabrics must be stable and pre-shrunk.
- 8 Vendor is responsible for ensuring that item and/or finish(es) is appropriate for specified application, suitable for environmental conditions, and meets all required codes where project is located.
- 9 Purchasing Agent to arrange for application of suitable backing to fabric when required.

Project Name: **WALDORF ASTORIA- BEIJING**Project #: **09026**Issue Date: **05/31/11**

Revision(s):

Item Number: **FB-72**Item Description: **Leather- Nottinghill / Cane**

Item Quantity:

Manufacturer: **Moore & Giles Inc. (China)**

Address:

Source: **Altfield Interiors- HK**Address: **1102 1103 Nine Queens Road
9 Queens Road, Central
Hong Kong China**

Phone:

Phone: **852 2524 4867**

Fax:

Fax: **852 2524 5676**

Contact:

Contact: **Jo Ho**

E-mail:

E-mail: **jo@altfield.com.hk**

Web:

Web: **www.altfield.com.hk**Product: **Nottinghill / Cane**Size/Dimensions: **50 Sq Ft / 1.0-1.2mm Thk**

Notes:

**Full aniline
Passes CA 117/NFPA 260****Location= Wine room**

Required Item(s) for Designer Approval Prior to Fabrication:

Prepared By: **HY**
☐ Seaming Diagram
 ☐ Strike-Off
 ☐ Finish Sample
 ☒ Cutting
 ☐ Shop Dwgs
 ☐ Prototype
 ☐ Flame Certificate

Instructions:

- 1 All Cuttings for Approval (CFA's) are to be sent directly to the Interior Designer by the vendor.
- 2 Fabric vendor will confirm all specified fabrics are stable, will not shrink and will be colour fast and suitable for end use.
- 3 The vendor must complete the flame treatment of fabrics. The liability is solely with the original fabric vendor.
- 4 It is the responsibility for the vendor to verify received COM match swatches and/or the description written on the purchase order, prior to fabrication.
- 5 The vendor will utilize fabric in the most cost effective manner to avoid waste. The vendor is responsible to supply accurate COM quantities based on the actual specified fabric size and repeats.
- 6 All excess fabric will be labeled and shipped with the final upholstered goods.

Project Name: **WALDORF ASTORIA- BEIJING**Item Number: **FB-72**Project #: **09026**Item Description: **Leather- Nottinghill / Cane**Issue Date: **05/31/11**

Item Quantity:

Manufacturer: **Moore & Giles Inc. (China)**Source: **Altfield Interiors- HK**

Instructions:

- 7 Drapery fabrics must be stable and pre-shrunk.
- 8 Vendor is responsible for ensuring that item and/or finish(es) is appropriate for specified application, suitable for environmental conditions, and meets all required codes where project is located.
- 9 Purchasing Agent to arrange for application of suitable backing to fabric when required.

Project Name: **WALDORF ASTORIA- BEIJING**Project #: **09026**Item Number: **FB-73**Item Description: **Fabric- Vintage Velvet / Tea Leaves / 5005/05**Issue Date: **05/31/11**

Revision(s):

Item Quantity:

Manufacturer: Pollack (China)

Address:

Source: Altfield Interiors- HK

Address: 1102 1103 Nine Queens Road
9 Queens Road, Central
Hong Kong China

Phone:

Phone: 852 2524 4867

Fax:

Fax: 852 2524 5676

Contact:

Contact: Jo Ho

E-mail:

E-mail: jo@altfield.com.hk

Web:

Web: www.altfield.com.hk

Product: Vintage Velvet / Tea Leaves / 5005/05

Size/Dimensions: 54"

Notes: 51% cotton / 49" Viscose
All viscose Pile
Acrylic latex backed
Passes CB117E
Recommended Usage: Heavy duty
Meets or exceeds all ACT guidelines for upholstery

Required Item(s) for Designer Approval Prior to Fabrication:

Prepared By: HY

☐ Seaming Diagram ☐ Strike-Off ☐ Finish Sample ☒ Cutting ☐ Shop Dwgs ☐ Prototype ☐ Flame Certificate

Instructions:

- 1 All Cuttings for Approval (CFA's) are to be sent directly to the Interior Designer by the vendor.
- 2 Fabric vendor will confirm all specified fabrics are stable, will not shrink and will be colour fast and suitable for end use.
- 3 The vendor must complete the flame treatment of fabrics. The liability is solely with the original fabric vendor.
- 4 It is the responsibility for the vendor to verify received COM match swatches and/or the description written on the purchase order, prior to fabrication.
- 5 The vendor will utilize fabric in the most cost effective manner to avoid waste. The vendor is responsible to supply accurate COM quantities based on the actual specified fabric size and repeats.

Project Name: **WALDORF ASTORIA- BEIJING**Item Number: **FB-73**Project #: **09026**Item Description: **Fabric- Vintage Velvet / Tea Leaves /
5005/05**Issue Date: **05/31/11**

Item Quantity:

Manufacturer: Pollack (China)

Source: Altfield Interiors- HK

Instructions:

- 6 All excess fabric will be labeled and shipped with the final upholstered goods.
- 7 Drapery fabrics must be stable and pre-shrunk.
- 8 Vendor is responsible for ensuring that item and/or finish(es) is appropriate for specified application, suitable for environmental conditions, and meets all required codes where project is located.
- 9 Purchasing Agent to arrange for application of suitable backing to fabric when required.

Project Name: **WALDORF ASTORIA- BEIJING**Project #: **09026**Issue Date: **05/31/11**

Revision(s):

Item Number: **FB-74**Item Description: **Fabric- Pirogue / Sail / DL 5001-18**

Item Quantity:

Manufacturer: Delany & Long (YPTO)

Address:

Phone:

Fax:

Contact:

E-mail:

Web:

Source: Primavera Interior Furnishings

Address: 160 Pears Avenue
Suite 110
Toronto ON M5R 3P8 Canada

Phone: (416) 921-3334

Fax: (416) 921-3227

Contact: Wendy Sondon Katz

E-mail: wendy@primavera.ca

Web: www.primavera.ca

Product: Pirogue / Sail / DL 5001-18

Size/Dimensions: 57"

Notes: 100% Acrylic Draylon
Stain, Mildew, water resistant

Location= Pool Deck

Required Item(s) for Designer Approval Prior to Fabrication:

Prepared By: HY

☐ Seaming Diagram
 ☐ Strike-Off
 ☐ Finish Sample
 ☒ Cutting
 ☐ Shop Dwg's
 ☐ Prototype
 ☐ Flame Certificate

Instructions:

- 1 All Cuttings for Approval (CFA's) are to be sent directly to the Interior Designer by the vendor.
- 2 Fabric vendor will confirm all specified fabrics are stable, will not shrink and will be colour fast and suitable for end use.
- 3 The vendor must complete the flame treatment of fabrics. The liability is solely with the original fabric vendor.
- 4 It is the responsibility for the vendor to verify received COM match swatches and/or the description written on the purchase order, prior to fabrication.
- 5 The vendor will utilize fabric in the most cost effective manner to avoid waste. The vendor is responsible to supply accurate COM quantities based on the actual specified fabric size and repeats.
- 6 All excess fabric will be labeled and shipped with the final upholstered goods.

Project Name: **WALDORF ASTORIA- BEIJING**Item Number: **FB-74**Project #: **09026**Item Description: **Fabric- Pirogue / Sail / DL 5001-18**Issue Date: **05/31/11**

Item Quantity:

Manufacturer: Delany & Long (YPTO)

Source: Primavera Interior Furnishings

Instructions:

- 7 Drapery fabrics must be stable and pre-shrunk.
- 8 Vendor is responsible for ensuring that item and/or finish(es) is appropriate for specified application, suitable for environmental conditions, and meets all required codes where project is located.
- 9 Purchasing Agent to arrange for application of suitable backing to fabric when required.

Project Name: **WALDORF ASTORIA- BEIJING**Project #: **09026**Issue Date: **05/31/11**

Revision(s):

Item Number: **FB-75**Item Description: **Fabric- Minos / 71077 / 002 Vert d'eau**

Item Quantity:

Manufacturer: Telio & Cie (YPTO/YPNY)

Address:

Source: Telio & Cie

Address: 160 Pears Avenue
#400

Toronto ON M5R 3P8 Canada

Phone:

Phone: (416) 968-2020 800#: (877) 254-9855

Fax:

Fax: (416) 968-7298

Contact:

Contact: Duane Lucas

E-mail:

E-mail: duane.lucas@telio.com

Web:

Web: www.telio.com

Product: Minos / 71077 / 002 Vert d'eau

Size/Dimensions: 325cm / 128"

Notes: Content= 100% Trevira CS

No repeat

Location= Chinese Restaurant

Required Item(s) for Designer Approval Prior to Fabrication:

Prepared By: HY

☐ Seaming Diagram
 ☐ Strike-Off
 ☐ Finish Sample
 ☒ Cutting
 ☐ Shop Dwgs
 ☐ Prototype
 ☐ Flame Certificate

Instructions:

- 1 All Cuttings for Approval (CFA's) are to be sent directly to the Interior Designer by the vendor.
- 2 Fabric vendor will confirm all specified fabrics are stable, will not shrink and will be colour fast and suitable for end use.
- 3 The vendor must complete the flame treatment of fabrics. The liability is solely with the original fabric vendor.
- 4 It is the responsibility for the vendor to verify received COM match swatches and/or the description written on the purchase order, prior to fabrication.
- 5 The vendor will utilize fabric in the most cost effective manner to avoid waste. The vendor is responsible to supply accurate COM quantities based on the actual specified fabric size and repeats.
- 6 All excess fabric will be labeled and shipped with the final upholstered goods.

Project Name: **WALDORF ASTORIA- BEIJING**Item Number: **FB-75**Project #: **09026**Item Description: **Fabric- Minos / 71077 / 002 Vert d'eau**Issue Date: **05/31/11**

Item Quantity:

Manufacturer: Telio & Cie (YPTO/YPNY)

Source: Telio & Cie

Instructions:

- 7 Drapery fabrics must be stable and pre-shrunk.
- 8 Vendor is responsible for ensuring that item and/or finish(es) is appropriate for specified application, suitable for environmental conditions, and meets all required codes where project is located.
- 9 Purchasing Agent to arrange for application of suitable backing to fabric when required.

Project Name: **WALDORF ASTORIA- BEIJING**Item Number: **FB-76**Project #: **09026**Item Description: **Fabric- Sheer w/ Custom Painted Motif**Issue Date: **05/31/11**

Revision(s):

Item Quantity:

Manufacturer: TO BE DETERMINED

Source: TO BE DETERMINED

Address:

Address:

Phone:

Phone:

Fax:

Fax:

Contact:

Contact:

E-mail:

E-mail:

Web:

Web:

Product: Sheer Fabric c/w Custom Painted Motif

Notes: Painting to be provided by Moss & Lam (Contact:
Deborah Moss / Tel. 416 922 7337 /
deborah@mossandlam.com)

To match painting on opposite wall
Moss & Lam to finalize details w/ Designer prior to
proceeding w/ work

Fabric base to match FB75 (Moss & Lam to
recommend best material to suit treatment)

Moss & Lam to finish fabric in Toronto Studio and ship
directly to site
General Contractor to coordinate directly w/ Moss &
Lam

Required Item(s) for Designer Approval Prior to Fabrication:

Prepared By: CG

☐ Seaming Diagram ☐ Strike-Off ☐ Finish Sample ☐ Cutting ☐ Shop Dwgs ☒ Prototype ☐ Flame Certificate

Instructions:

- 1 All Cuttings for Approval (CFA's) are to be sent directly to the Interior Designer by the vendor.
- 2 Fabric vendor will confirm all specified fabrics are stable, will not shrink and will be colour fast and suitable for end use.
- 3 The vendor must complete the flame treatment of fabrics. The liability is solely with the original fabric vendor.
- 4 It is the responsibility for the vendor to verify received COM match swatches and/or the description written on the purchase order, prior to fabrication.
- 5 The vendor will utilize fabric in the most cost effective manner to avoid waste. The vendor is responsible to supply accurate COM quantities based on the actual specified fabric size and repeats.

Project Name: **WALDORF ASTORIA- BEIJING**Item Number: **FB-76**Project #: **09026**Item Description: **Fabric- Sheer w/ Custom Painted Motif**Issue Date: **05/31/11**

Item Quantity:

Manufacturer: **TO BE DETERMINED**Source: **TO BE DETERMINED**

Instructions:

- 6 All excess fabric will be labeled and shipped with the final upholstered goods.
- 7 Drapery fabrics must be stable and pre-shrunk.
- 8 Vendor is responsible for ensuring that item and/or finish(es) is appropriate for specified application, suitable for environmental conditions, and meets all required codes where project is located.
- 9 Purchasing Agent to arrange for application of suitable backing to fabric when required.

Project Name: **WALDORF ASTORIA- BEIJING**Project #: **09026**Item Number: **FB-77**Item Description: **Fabric- Fadini Borghi / Monica Argento 9 / 16461009**Issue Date: **05/31/11**Revision(s): **02/03/12 Δ 1**

New product

Item Quantity:

Manufacturer: Pierre Frey (China)

Address:

Source: Altfield Interiors- HK

Address: 1102 1103 Nine Queens Road
9 Queens Road, Central
Hong Kong China

Phone:

Phone: 852 2524 4867

Fax:

Fax: 852 2524 5676

Contact:

Contact: Jo Ho

E-mail:

E-mail: jo@altfield.com.hk

Web:

Web: www.altfield.com.hk

Product: Fadini Borghi / Monica Argento 9 / 16461009

Size/Dimensions: 150cm

Notes: 100% S

Location= Public Areas

Required Item(s) for Designer Approval Prior to Fabrication:

Prepared By: HY

☐ Seaming Diagram
 ☐ Strike-Off
 ☐ Finish Sample
 ☒ Cutting
 ☐ Shop Dwgs
 ☐ Prototype
 ☐ Flame Certificate

Instructions:

- 1 All Cuttings for Approval (CFA's) are to be sent directly to the Interior Designer by the vendor.
- 2 Fabric vendor will confirm all specified fabrics are stable, will not shrink and will be colour fast and suitable for end use.
- 3 The vendor must complete the flame treatment of fabrics. The liability is solely with the original fabric vendor.
- 4 It is the responsibility for the vendor to verify received COM match swatches and/or the description written on the purchase order, prior to fabrication.

Project Name: **WALDORF ASTORIA- BEIJING**Project #: **09026**Item Number: **FB-77**Item Description: **Fabric- Fadini Borghi / Monica Argento 9
/ 16461009**Issue Date: **05/31/11**Revision(s): **02/03/12 Δ 1**

Item Quantity:

Manufacturer: Pierre Frey (China)Source: Altfield Interiors- HK

Instructions:

- 5 The vendor will utilize fabric in the most cost effective manner to avoid waste. The vendor is responsible to supply accurate COM quantities based on the actual specified fabric size and repeats.
- 6 All excess fabric will be labeled and shipped with the final upholstered goods.
- 7 Drapery fabrics must be stable and pre-shrunk.
- 8 Vendor is responsible for ensuring that item and/or finish(es) is appropriate for specified application, suitable for environmental conditions, and meets all required codes where project is located.
- 9 Purchasing Agent to arrange for application of suitable backing to fabric when required.

Project Name: **WALDORF ASTORIA- BEIJING**Project #: **09026**Issue Date: **11/30/11**Revision(s): **02/03/12** **Δ 1**
New productItem Number: **FB-78**Item Description: **Fabric- Galaxy / Atlantic D28-27**

Item Quantity:

Manufacturer: Valley Forge Fabrics Inc. (YPTO)

Address:

Phone:

Fax:

Contact:

E-mail:

Web:

Source: Valley Forge Fabrics Inc. (TO)

Address: 1613 Ivy Springs Drive SE
Smyrna GA 30080-

Phone: (770) 438-1643

Fax: (404) 228-3550 Mobile: (954) 647-6839

Contact: Alyssa Weiss

E-mail: aweiss@valleyforge.com

Web: www.valleyforge.com

Product: Galaxy / Atlantic D28-27

Size/Dimensions: 142cm

Notes: 100% Polyester
Passes NFPA 701
Meets ACT Performance guidelines

Required Item(s) for Designer Approval Prior to Fabrication:

Prepared By: CG

☐ Seaming Diagram
 ☐ Strike-Off
 ☐ Finish Sample
 ☒ Cutting
 ☐ Shop Dwgs
 ☐ Prototype
 ☐ Flame Certificate

Instructions:

- 1 All Cuttings for Approval (CFA's) are to be sent directly to the Interior Designer by the vendor.
- 2 Fabric vendor will confirm all specified fabrics are stable, will not shrink and will be colour fast and suitable for end use.
- 3 The vendor must complete the flame treatment of fabrics. The liability is solely with the original fabric vendor.
- 4 It is the responsibility for the vendor to verify received COM match swatches and/or the description written on the purchase order, prior to fabrication.
- 5 The vendor will utilize fabric in the most cost effective manner to avoid waste. The vendor is responsible to supply accurate COM quantities based on the actual specified fabric size and repeats.

Project Name: **WALDORF ASTORIA- BEIJING**Item Number: **FB-78**Project #: **09026**Item Description: **Fabric- Galaxy / Atlantic D28-27**Issue Date: **11/30/11**Revision(s): **02/03/12 Δ 1**

Item Quantity:

Manufacturer: Valley Forge Fabrics Inc. (YPTO)Source: Valley Forge Fabrics Inc. (TO)

Instructions:

- 6 All excess fabric will be labeled and shipped with the final upholstered goods.
- 7 Drapery fabrics must be stable and pre-shrunk.
- 8 Vendor is responsible for ensuring that item and/or finish(es) is appropriate for specified application, suitable for environmental conditions, and meets all required codes where project is located.
- 9 Purchasing Agent to arrange for application of suitable backing to fabric when required.

Project Name: **WALDORF ASTORIA- BEIJING**Project #: **09026**Issue Date: **02/03/12**

Revision(s):

Item Number: **FB-79**Item Description: **Fabric- Knit Mesh / shell / 283620/002**

Item Quantity:

Manufacturer: Maharam (China)

Address:

Phone:

Fax:

Contact:

E-mail:

Web: www.maharam.com

Source: Maharam (China)- Shanghai Fabricnation Ltd.

Address: Room 2804 Jiao Zhou Building
58 Jiao Zhou Road
Shanghai 200040 China

Phone: 011 86 21 5213 5663

Fax: Mobile: Irene-011 86 1376
431 808

Contact: Amy Kong or Irene Tang

E-mail: amykong@fabricnation.com.cn /
irenetang@fabricnation.com.cn

Web:

Product: Knit Mesh / shell / 283620/002

Size/Dimensions: 300cm

Notes: 100% Polyester
Dry clean Only

Required Item(s) for Designer Approval Prior to Fabrication:

Prepared By: HY

☐ Seaming Diagram ☐ Strike-Off ☐ Finish Sample ☐ Cutting ☐ Shop Dwgs ☐ Prototype ☐ Flame Certificate

Project Name: **WALDORF ASTORIA- BEIJING**Project #: **09026**Issue Date: **11/30/10**

Revision(s):

Item Number: **GL-01**Item Description: **Glass- Clear Low Iron / 12mm Thick**

Item Quantity:

Manufacturer: By Contractor

Source: By Contractor

Address:

Address:

Phone:

Phone:

Fax:

Fax:

Contact:

Contact:

E-mail:

E-mail:

Web:

Web:

Product: Clear Low Iron / 12mm Thick

Required Item(s) for Designer Approval Prior to Fabrication:

Prepared By: HY

☐ Seaming Diagram ☐ Strike-Off ☒ Finish Sample ☐ Cutting ☐ Shop Dwgs ☐ Prototype ☐ Flame Certificate

Instructions:

- 1 The casegood vendor will supply templates for all glass tops when supplied by others.
- 2 Unless otherwise specified, all glass must be tempered.
- 3 Silicone disks should be provided under the glass top to prevent sliding. These will be provided by the vendor.
- 4 All exposed edges to be polished unless noted otherwise.

Project Name: **WALDORF ASTORIA- BEIJING**Project #: **09026**Issue Date: **01/31/11**Revision(s): **08/05/11** **Δ**
DELETEDItem Number: **GL-02**Item Description: **DELETED- Glass- Backpainted / Black**

Item Quantity:

Manufacturer: By Contractor

Source: By Contractor

Address:

Address:

Phone:

Phone:

Fax:

Fax:

Contact:

Contact:

E-mail:

E-mail:

Web:

Web:

Product: DELETED- Backpainted Glass / Black

Color/Finish: To match Designer's sample

Notes: Black paint reference=
Deep Onyx / Dulux 00NN 01/000
www.icipaints.com

Required Item(s) for Designer Approval Prior to Fabrication:

Prepared By: CG

☐ Seaming Diagram ☐ Strike-Off ☒ Finish Sample ☐ Cutting ☐ Shop Dwgs ☐ Prototype ☐ Flame Certificate

Instructions:

- 1 The casegood vendor will supply templates for all glass tops when supplied by others.
- 2 Unless otherwise specified, all glass must be tempered.
- 3 Silicone disks should be provided under the glass top to prevent sliding. These will be provided by the vendor.
- 4 All exposed edges to be polished unless noted otherwise.

Project Name: **WALDORF ASTORIA- BEIJING**Project #: **09026**Item Number: **GL-03**Item Description: **Glass- NG/SO Bronze Reflective / 10mm thick**Issue Date: **04/15/11**Revision(s): **05/31/11** **Δ**

Location added

Item Quantity:

Manufacturer: By Contractor

Source: By Contractor

Address:

Address:

Phone:

Phone:

Fax:

Fax:

Contact:

Contact:

E-mail:

E-mail:

Web:

Web:

Product: NG/SO Bronze Reflective / 10mm thick / Tempered

Color/Finish: To match Designer's sample

Notes: Location= Mock-up Room / Wine Room

Required Item(s) for Designer Approval Prior to Fabrication:

Prepared By: HY

☐ Seaming Diagram ☐ Strike-Off ☒ Finish Sample ☐ Cutting ☐ Shop Dwgs ☐ Prototype ☐ Flame Certificate

Instructions:

- 1 The casegood vendor will supply templates for all glass tops when supplied by others.
- 2 Unless otherwise specified, all glass must be tempered.
- 3 Silicone disks should be provided under the glass top to prevent sliding. These will be provided by the vendor.
- 4 All exposed edges to be polished unless noted otherwise.

Project Name: **WALDORF ASTORIA- BEIJING**Project #: **09026**Item Number: **GL-04**Item Description: **Glass- NG/SO Bronze Reflective / 3mm thick**Issue Date: **05/09/11**

Revision(s):

Item Quantity:

Manufacturer: By Contractor

Source: By Contractor

Address:

Address:

Phone:

Phone:

Fax:

Fax:

Contact:

Contact:

E-mail:

E-mail:

Web:

Web:

Product: NG/SO Bronze Reflective / 3mm thick / Tempered

Color/Finish: To match Designer's sample

Notes: Location= Mock-up Room

Required Item(s) for Designer Approval Prior to Fabrication:

Prepared By: CG

☐ Seaming Diagram ☐ Strike-Off ☒ Finish Sample ☐ Cutting ☐ Shop Dwgs ☐ Prototype ☐ Flame Certificate

Project Name: **WALDORF ASTORIA- BEIJING**Project #: **09026**Issue Date: **05/13/11**Revision(s): **05/31/11** Δ
Location addedItem Number: **GL-05**Item Description: **Glass- Clear Low-Iron Glass**

Item Quantity:

Manufacturer: By Fabricator

Source: By Fabricator

Address:

Address:

Phone:

Phone:

Fax:

Fax:

Contact:

Contact:

E-mail:

E-mail:

Web:

Web:

Product: Clear Low-Iron Glass

Size/Dimensions: Refer to drawing MUR-503-LT for thickness

Notes: Location= Mock-up Room / Public Areas

Required Item(s) for Designer Approval Prior to Fabrication:

Prepared By: HY

☐ Seaming Diagram ☐ Strike-Off ☒ Finish Sample ☐ Cutting ☐ Shop Dwgs ☐ Prototype ☐ Flame Certificate

Instructions:

- 1 The casegood vendor will supply templates for all glass tops when supplied by others.
- 2 Unless otherwise specified, all glass must be tempered.
- 3 Silicone disks should be provided under the glass top to prevent sliding. These will be provided by the vendor.
- 4 All exposed edges to be polished unless noted otherwise.

Project Name: **WALDORF ASTORIA- BEIJING**Project #: **09026**Issue Date: **05/31/11**

Revision(s):

Item Number: **GL-06**Item Description: **Glass- Clear Low Iron / 15mm Thick**

Item Quantity:

Manufacturer: By Contractor

Source: By Contractor

Address:

Address:

Phone:

Phone:

Fax:

Fax:

Contact:

Contact:

E-mail:

E-mail:

Web:

Web:

Product: Clear Low Iron / 15mm Thick

Notes: Location= Chinese Restaurant

Required Item(s) for Designer Approval Prior to Fabrication:

Prepared By: HY

☐ Seaming Diagram ☐ Strike-Off ☒ Finish Sample ☐ Cutting ☐ Shop Dwgs ☐ Prototype ☐ Flame Certificate

Project Name: **WALDORF ASTORIA- BEIJING**Project #: **09026**Issue Date: **11/30/11**

Revision(s):

Item Number: **GL-07**Item Description: **Glass- Yabu-21 / 6mm Thick**

Item Quantity:

Manufacturer: Bendheim Glass (YPTO/YPNY)

Address:

Phone:

Fax:

Contact:

E-mail:

Web:

Source: Bendheim Glass

Address: 122 Hudson Street
New York NY 10013-

Phone: (212) 226-6370 800#: (800) 606-7621

Fax: (212) 413-3589 Mobile: (646) 957-5563

Contact: Sandra McDonald

E-mail: smcdonald@bendheim.com

Web: www.bendheim.com

Product: Yabu-21 / 6mm Thick

Color/Finish: To match Designer's sample

Notes: Location= Home

Required Item(s) for Designer Approval Prior to Fabrication:

Prepared By: HY

☐ Seaming Diagram ☐ Strike-Off ☒ Finish Sample ☐ Cutting ☐ Shop Dwgs ☐ Prototype ☐ Flame Certificate

Instructions:

- 1 The casegood vendor will supply templates for all glass tops when supplied by others.
- 2 Unless otherwise specified, all glass must be tempered.
- 3 Silicone disks should be provided under the glass top to prevent sliding. These will be provided by the vendor.
- 4 All exposed edges to be polished unless noted otherwise.

Project Name: **WALDORF ASTORIA- BEIJING**Project #: **09026**Issue Date: **05/31/11**

Revision(s):

Item Number: **GL-08**Item Description: **Glass- Clear Low Iron / 6mm Thick**

Item Quantity:

Manufacturer: By Contractor

Source: By Contractor

Address:

Address:

Phone:

Phone:

Fax:

Fax:

Contact:

Contact:

E-mail:

E-mail:

Web:

Web:

Product: Glass- Clear Low Iron / 6mm Thick

Notes: Location= Pool Deck

Required Item(s) for Designer Approval Prior to Fabrication:

Prepared By: HY

☐ Seaming Diagram ☐ Strike-Off ☐ Finish Sample ☐ Cutting ☐ Shop Dwgs ☐ Prototype ☐ Flame Certificate

Instructions:

- 1 The casegood vendor will supply templates for all glass tops when supplied by others.
- 2 Unless otherwise specified, all glass must be tempered.
- 3 Silicone disks should be provided under the glass top to prevent sliding. These will be provided by the vendor.
- 4 All exposed edges to be polished unless noted otherwise.

Project Name: **WALDORF ASTORIA- BEIJING**Project #: **09026**Item Number: **GL-09**Item Description: **Glass- Galaxy Glass / UL Le Mystere A / 12mm Thick**Issue Date: **05/31/11**

Revision(s):

Item Quantity:

Manufacturer: By Contractor

Source: By Contractor

Address:

Address:

Phone:

Phone:

Fax:

Fax:

Contact:

Contact:

E-mail:

E-mail:

Web:

Web:

Product: Galaxy Glass / UL Le Mystere A / 12mm Thick

Color/Finish: To match Designer's sample

Notes: Location= Lobby Lounge

Required Item(s) for Designer Approval Prior to Fabrication:

Prepared By: HY

☐ Seaming Diagram ☐ Strike-Off ☒ Finish Sample ☐ Cutting ☐ Shop Dwgs ☐ Prototype ☐ Flame Certificate

Instructions:

- 1 The casegood vendor will supply templates for all glass tops when supplied by others.
- 2 Unless otherwise specified, all glass must be tempered.
- 3 Silicone disks should be provided under the glass top to prevent sliding. These will be provided by the vendor.
- 4 All exposed edges to be polished unless noted otherwise.

Project Name: **WALDORF ASTORIA- BEIJING**Project #: **09026**Issue Date: **05/31/11**

Revision(s):

Item Number: **GL-10**Item Description: **Glass- NGM Grey Mirror / 6mm thick**

Item Quantity:

Manufacturer: By Contractor

Source: By Contractor

Address:

Address:

Phone:

Phone:

Fax:

Fax:

Contact:

Contact:

E-mail:

E-mail:

Web:

Web:

Product: NGM Grey Mirror / 6mm thick

Color/Finish: To match Designer's sample

Notes: Location= Wine Room

Required Item(s) for Designer Approval Prior to Fabrication:

Prepared By: HY

☐ Seaming Diagram ☐ Strike-Off ☒ Finish Sample ☐ Cutting ☐ Shop Dwgs ☐ Prototype ☐ Flame Certificate

Instructions:

- 1 The casegood vendor will supply templates for all glass tops when supplied by others.
- 2 Unless otherwise specified, all glass must be tempered.
- 3 Silicone disks should be provided under the glass top to prevent sliding. These will be provided by the vendor.
- 4 All exposed edges to be polished unless noted otherwise.

Project Name: **WALDORF ASTORIA- BEIJING**
Project #: **09026**
Issue Date: **11/30/11**
Revision(s): **02/03/12** **Δ 1**
New Product

Item Number: **GL-11**
Item Description: **Glass- NG Dark Grey / 9mm Thick**

Item Quantity:

Manufacturer: NGI Designer Glass Inc. (YPTO/YPNY)

Address:

Source: NGI Designer Glass Inc.

Address: 1330 Creditstone Road
Unit 3
Concord ON L4K 5T7 Canada

Phone:

Phone: (905) 738-1101

Fax:

Fax: (905) 738-1103

Contact:

Contact: Martin Miles

E-mail:

E-mail: mmiles@ngiglass.com

Web:

Web: www.ngiglass.com

Product: NG Dark Grey / 9mm Thick

Color/Finish: To match Designer's sample

Required Item(s) for Designer Approval Prior to Fabrication:

Prepared By: ADM

<input type="checkbox"/> Seaming Diagram	<input type="checkbox"/> Strike-Off	<input checked="" type="checkbox"/> Finish Sample	<input type="checkbox"/> Cutting	<input type="checkbox"/> Shop Dwgs	<input type="checkbox"/> Prototype	<input type="checkbox"/> Flame Certificate
------------------------------------------	-------------------------------------	---------------------------------------------------	----------------------------------	------------------------------------	------------------------------------	--------------------------------------------

Instructions:

- 1 The casegood vendor will supply templates for all glass tops when supplied by others.
- 2 Unless otherwise specified, all glass must be tempered.
- 3 Silicone disks should be provided under the glass top to prevent sliding. These will be provided by the vendor.
- 4 All exposed edges to be polished unless noted otherwise.

Project Name: **WALDORF ASTORIA- BEIJING**Project #: **09026**Issue Date: **11/30/11**

Revision(s):

Item Number: **GL-12**Item Description: **Glass- NGS Eclipse / 9mm Thick**

Item Quantity:

Manufacturer: NGI Designer Glass Inc. (YPTO/YPNY)

Address:

Phone:

Fax:

Contact:

E-mail:

Web:

Source: NGI Designer Glass Inc.

Address: 1330 Creditstone Road
Unit 3
Concord ON L4K 5T7 Canada

Phone: (905) 738-1101

Fax: (905) 738-1103

Contact: Martin Miles

E-mail: mmiles@ngiglass.com

Web: www.ngiglass.com

Product: NGS Eclipse / 9mm Thick

Color/Finish: To match Designer's sample

Required Item(s) for Designer Approval Prior to Fabrication:

Prepared By: ADM

☐ Seaming Diagram ☐ Strike-Off ☒ Finish Sample ☐ Cutting ☐ Shop Dwgs ☐ Prototype ☐ Flame Certificate

Instructions:

- 1 The casegood vendor will supply templates for all glass tops when supplied by others.
- 2 Unless otherwise specified, all glass must be tempered.
- 3 Silicone disks should be provided under the glass top to prevent sliding. These will be provided by the vendor.
- 4 All exposed edges to be polished unless noted otherwise.

Project Name: **WALDORF ASTORIA- BEIJING**Project #: **09026**Item Number: **GL-13**Item Description: **Glass- Laminated / 12mm UL- White w/
Black Mesh Interlayer**Issue Date: **12/17/11**

Revision(s):

Item Quantity:

Manufacturer: Galaxy Glass & Stone (YPTO/YPNY)

Source: Galaxy Glass & Stone

Address:

Address: 277 Fairfield Road
P.O. Box 10154
Fairfield NJ 07004-

Phone:

Phone: (973) 575-3440 800#: (800) 378-9042

Fax:

Fax: (973) 575-5235

Contact:

Contact: Angela

E-mail:

E-mail: arizzi@galaxycustom.com

Web:

Web: www.galaxycustom.com

Product: Laminated / 12mm UL- White w/ Black Mesh Interlayer

Required Item(s) for Designer Approval Prior to Fabrication:

Prepared By: HY

☐ Seaming Diagram ☐ Strike-Off ☒ Finish Sample ☐ Cutting ☐ Shop Dwgs ☐ Prototype ☐ Flame Certificate

Instructions:

- 1 The casegood vendor will supply templates for all glass tops when supplied by others.
- 2 Unless otherwise specified, all glass must be tempered.
- 3 Silicone disks should be provided under the glass top to prevent sliding. These will be provided by the vendor.
- 4 All exposed edges to be polished unless noted otherwise.

Project Name: **WALDORF ASTORIA- BEIJING**Project #: **09026**Issue Date: **11/30/10**

Revision(s):

Item Number: **ML-01**Item Description: **Metal (Steel Substrate)- Gun Metal**

Item Quantity:

Manufacturer: By Contractor

Source: By Contractor

Address:

Address:

Phone:

Phone:

Fax:

Fax:

Contact:

Contact:

E-mail:

E-mail:

Web:

Web:

Product: Gun Metal (Steel substrate)

Color/Finish: To match Designer's sample

Required Item(s) for Designer Approval Prior to Fabrication:

Prepared By: HY

☐ Seaming Diagram ☐ Strike-Off ☒ Finish Sample ☐ Cutting ☐ Shop Dwg's ☐ Prototype ☐ Flame Certificate

Instructions:

- 1 Metal joints must be completely welded, excess solder removed and joint polished to make an invisible weld. Solid metal should be beveled before pieces are jointed to make a strong connection.
- 2 Aluminum connections may be welded or mechanically fastened.
- 3 The minimal use of high-grade metal filler is acceptable for cosmetic purposes only.
- 4 The use of metal filler as a substitute for proper joining or specified metal components is unacceptable.
- 5 For all metal fabrication, edges must be smooth and free of excess solder, burrs and sharp edges.
- 6 Acceptable metal finishes include plating, anodizing or powder coating. Finishes will be suitable for use in varying climatic situations, impervious to damage from exposure to extreme humidity,
- 7 and known not to be liable for discolouration, rusting, corrosion, mildew, delamination, cracking, warping, chipping or flaking.

Project Name: **WALDORF ASTORIA- BEIJING**

Item Number: **ML-01**

Project #: **09026**

Item Description: **Metal (Steel Substrate)- Gun Metal**

Issue Date: **11/30/10**

Item Quantity:

Manufacturer: By Contractor

Source: By Contractor

Instructions:

- 8 For metal finishes, all paint or other finish materials are to be pure and of the best quality from the specified vendor as indicated on drawings and specifications.
- 9 All items will be finished as indicated on the approved shop drawings and specifications.
- 10 All finishes must match approved samples.
- 11 Aluminum connections may be welded or mechanically fastened.

Project Name: **WALDORF ASTORIA- BEIJING**Project #: **09026**Issue Date: **11/30/10**Revision(s): **04/15/11** Δ
Clarification of specificationItem Number: **ML-02**Item Description: **Metal (Steel Substrate)- USB-10**

Item Quantity:

Manufacturer: By Contractor

Source: By Contractor

Address:

Address:

Phone:

Phone:

Fax:

Fax:

Contact:

Contact:

E-mail:

E-mail:

Web:

Web:

Product: Metal USB-10

Color/Finish: To match Designer's sample

Required Item(s) for Designer Approval Prior to Fabrication:

Prepared By: HY

☐ Seaming Diagram ☐ Strike-Off ☒ Finish Sample ☐ Cutting ☐ Shop Dwgs ☐ Prototype ☐ Flame Certificate

Instructions:

- 1 Metal joints must be completely welded, excess solder removed and joint polished to make an invisible weld. Solid metal should be beveled before pieces are jointed to make a strong connection.
- 2 Aluminum connections may be welded or mechanically fastened.
- 3 The minimal use of high-grade metal filler is acceptable for cosmetic purposes only.
- 4 The use of metal filler as a substitute for proper joining or specified metal components is unacceptable.
- 5 For all metal fabrication, edges must be smooth and free of excess solder, burrs and sharp edges.
- 6 Acceptable metal finishes include plating, anodizing or powder coating. Finishes will be suitable for use in varying climatic situations, impervious to damage from exposure to extreme humidity,

Project Name: **WALDORF ASTORIA- BEIJING**Item Number: **ML-02**Project #: **09026**Item Description: **Metal (Steel Substrate)- USB-10**Issue Date: **11/30/10**Revision(s): **04/15/11** **Δ**

Item Quantity:

Manufacturer: By ContractorSource: By Contractor

Instructions:

- 7 and known not to be liable for discolouration, rusting, corrosion, mildew, delamination, cracking, warping, chipping or flaking.
- 8 For metal finishes, all paint or other finish materials are to be pure and of the best quality from the specified vendor as indicated on drawings and specifications.
- 9 All items will be finished as indicated on the approved shop drawings and specifications.
- 10 All finishes must match approved samples.
- 11 Aluminum connections may be welded or mechanically fastened.

Project Name: **WALDORF ASTORIA- BEIJING**Project #: **09026**Item Number: **ML-03**Item Description: **DELETED- Metal (Steel Substrate)- USB-10**Issue Date: **12/18/10**Revision(s): **04/15/11** **Δ**
DELETED

Item Quantity:

Manufacturer: By Contractor

Source: By Contractor

Address:

Address:

Phone:

Phone:

Fax:

Fax:

Contact:

Contact:

E-mail:

E-mail:

Web:

Web:

Product: **DELETED- USB-10**Color/Finish: **To match Designer's sample**

Required Item(s) for Designer Approval Prior to Fabrication:

Prepared By: HY

☐ Seaming Diagram ☐ Strike-Off ☒ Finish Sample ☐ Cutting ☐ Shop Dwgs ☐ Prototype ☐ Flame Certificate

Project Name: **WALDORF ASTORIA- BEIJING**Project #: **09026**Issue Date: **12/18/10**Revision(s): **05/31/11** Δ
Location AddedItem Number: **ML-04**Item Description: **Metal (Steel Substrate)- US Copper**

Item Quantity:

Manufacturer: By Contractor

Address:

Phone:

Fax:

Contact:

E-mail:

Web:

Source: By Contractor

Address:

Phone:

Fax:

Contact:

E-mail:

Web:

Product: US Copper

Color/Finish: To match Designer's sample

Notes: Location= Mock-up Room / Home

Required Item(s) for Designer Approval Prior to Fabrication:

Prepared By: HY

☐ Seaming Diagram ☐ Strike-Off ☒ Finish Sample ☐ Cutting ☐ Shop Dwgs ☐ Prototype ☐ Flame Certificate

Instructions:

- 1 Metal joints must be completely welded, excess solder removed and joint polished to make an invisible weld. Solid metal should be beveled before pieces are jointed to make a strong connection.
- 2 Aluminum connections may be welded or mechanically fastened.
- 3 The minimal use of high-grade metal filler is acceptable for cosmetic purposes only.
- 4 The use of metal filler as a substitute for proper joining or specified metal components is unacceptable.
- 5 For all metal fabrication, edges must be smooth and free of excess solder, burrs and sharp edges.
- 6 Acceptable metal finishes include plating, anodizing or powder coating. Finishes will be suitable for use in varying climatic situations, impervious to damage from exposure to extreme humidity,

Project Name: **WALDORF ASTORIA- BEIJING**Item Number: **ML-04**Project #: **09026**Item Description: **Metal (Steel Substrate)- US Copper**Issue Date: **12/18/10**Revision(s): **05/31/11** **Δ**

Item Quantity:

Manufacturer: By ContractorSource: By Contractor

Instructions:

- 7 and known not to be liable for discolouration, rusting, corrosion, mildew, delamination, cracking, warping, chipping or flaking.
- 8 For metal finishes, all paint or other finish materials are to be pure and of the best quality from the specified vendor as indicated on drawings and specifications.
- 9 All items will be finished as indicated on the approved shop drawings and specifications.
- 10 All finishes must match approved samples.
- 11 Aluminum connections may be welded or mechanically fastened.

Project Name: **WALDORF ASTORIA- BEIJING**Project #: **09026**Issue Date: **01/31/11**

Revision(s):

Item Number: **ML-05**Item Description: **Metal (Steel Substrate)- Polished Nickel**

Item Quantity:

Manufacturer: By Contractor

Source: By Contractor

Address:

Address:

Phone:

Phone:

Fax:

Fax:

Contact:

Contact:

E-mail:

E-mail:

Web:

Web:

Product: Polished Nickel (Steel Substrate)

Color/Finish: To match Designer's sample

Required Item(s) for Designer Approval Prior to Fabrication:

Prepared By: CG

☐ Seaming Diagram ☐ Strike-Off ☒ Finish Sample ☐ Cutting ☐ Shop Dwg's ☐ Prototype ☐ Flame Certificate

Instructions:

- 1 Metal joints must be completely welded, excess solder removed and joint polished to make an invisible weld. Solid metal should be beveled before pieces are jointed to make a strong connection.
- 2 Aluminum connections may be welded or mechanically fastened.
- 3 The minimal use of high-grade metal filler is acceptable for cosmetic purposes only.
- 4 The use of metal filler as a substitute for proper joining or specified metal components is unacceptable.
- 5 For all metal fabrication, edges must be smooth and free of excess solder, burrs and sharp edges.
- 6 Acceptable metal finishes include plating, anodizing or powder coating. Finishes will be suitable for use in varying climatic situations, impervious to damage from exposure to extreme humidity,
- 7 and known not to be liable for discolouration, rusting, corrosion, mildew, delamination, cracking, warping, chipping or flaking.

Project Name: **WALDORF ASTORIA- BEIJING**Item Number: **ML-05**Project #: **09026**Item Description: **Metal (Steel Substrate)- Polished Nickel**Issue Date: **01/31/11**

Item Quantity:

Manufacturer: By ContractorSource: By Contractor

Instructions:

- 8 For metal finishes, all paint or other finish materials are to be pure and of the best quality from the specified vendor as indicated on drawings and specifications.
- 9 All items will be finished as indicated on the approved shop drawings and specifications.
- 10 All finishes must match approved samples.
- 11 Aluminum connections may be welded or mechanically fastened.

Project Name: **WALDORF ASTORIA- BEIJING**Project #: **09026**Issue Date: **11/30/11**

Revision(s):

Item Number: **ML-06**Item Description: **SPARE**

Item Quantity:

Manufacturer:

Address:

Phone:

Fax:

Contact:

E-mail:

Web:

Source:

Address:

Phone:

Fax:

Contact:

E-mail:

Web:

Product: **SPARE**

Required Item(s) for Designer Approval Prior to Fabrication:

Prepared By: HY

☐ Seaming Diagram ☐ Strike-Off ☐ Finish Sample ☐ Cutting ☐ Shop Dwgs ☐ Prototype ☐ Flame Certificate

Project Name: **WALDORF ASTORIA- BEIJING**Project #: **09026**Issue Date: **11/30/11**

Revision(s):

Item Number: **ML-07**Item Description: **SPARE**

Item Quantity:

Manufacturer:

Source:

Address:

Address:

Phone:

Phone:

Fax:

Fax:

Contact:

Contact:

E-mail:

E-mail:

Web:

Web:

Product: **SPARE**

Required Item(s) for Designer Approval Prior to Fabrication:

Prepared By: HY

☐ Seaming Diagram ☐ Strike-Off ☐ Finish Sample ☐ Cutting ☐ Shop Dwgs ☐ Prototype ☐ Flame Certificate

Project Name: **WALDORF ASTORIA- BEIJING**Project #: **09026**Issue Date: **05/09/11**

Revision(s):

Item Number: **ML-08**Item Description: **Metal- Hammered Copper**

Item Quantity:

Manufacturer: By Contractor

Source: By Contractor

Address:

Address:

Phone:

Phone:

Fax:

Fax:

Contact:

Contact:

E-mail:

E-mail:

Web:

Web:

Product: Hammered Copper

Color/Finish: To match Designer's sample

Notes: Location= Public Areas

Required Item(s) for Designer Approval Prior to Fabrication:

Prepared By: CG

☐ Seaming Diagram ☐ Strike-Off ☒ Finish Sample ☐ Cutting ☐ Shop Dwg's ☐ Prototype ☐ Flame Certificate

Instructions:

- 1 Metal joints must be completely welded, excess solder removed and joint polished to make an invisible weld. Solid metal should be beveled before pieces are jointed to make a strong connection.
- 2 Aluminum connections may be welded or mechanically fastened.
- 3 The minimal use of high-grade metal filler is acceptable for cosmetic purposes only.
- 4 The use of metal filler as a substitute for proper joining or specified metal components is unacceptable.
- 5 For all metal fabrication, edges must be smooth and free of excess solder, burrs and sharp edges.
- 6 Acceptable metal finishes include plating, anodizing or powder coating. Finishes will be suitable for use in varying climatic situations, impervious to damage from exposure to extreme humidity,
- 7 and known not to be liable for discolouration, rusting, corrosion, mildew, delamination, cracking, warping, chipping or flaking.

Project Name: **WALDORF ASTORIA- BEIJING**Item Number: **ML-08**Project #: **09026**Item Description: **Metal- Hammered Copper**Issue Date: **05/09/11**

Item Quantity:

Manufacturer: By ContractorSource: By Contractor

Instructions:

- 8 For metal finishes, all paint or other finish materials are to be pure and of the best quality from the specified vendor as indicated on drawings and specifications.
- 9 All items will be finished as indicated on the approved shop drawings and specifications.
- 10 All finishes must match approved samples.
- 11 Aluminum connections may be welded or mechanically fastened.

Project Name: **WALDORF ASTORIA- BEIJING**Project #: **09026**Issue Date: **05/13/11**

Revision(s):

Item Number: **ML-09**Item Description: **Metal- Hairline Antique Brass**

Item Quantity:

Manufacturer: By Contractor

Source: By Contractor

Address:

Address:

Phone:

Phone:

Fax:

Fax:

Contact:

Contact:

E-mail:

E-mail:

Web:

Web:

Product: Hairline Antique Brass

Color/Finish: To match Designer's sample

Notes: Location= Mock-up room corridor / Public Areas

Required Item(s) for Designer Approval Prior to Fabrication:

Prepared By: HY

☐ Seaming Diagram
 ☐ Strike-Off
 ☒ Finish Sample
 ☐ Cutting
 ☐ Shop Dwg's
 ☐ Prototype
 ☐ Flame Certificate

Instructions:

- 1 Metal joints must be completely welded, excess solder removed and joint polished to make an invisible weld. Solid metal should be beveled before pieces are jointed to make a strong connection.
- 2 Aluminum connections may be welded or mechanically fastened.
- 3 The minimal use of high-grade metal filler is acceptable for cosmetic purposes only.
- 4 The use of metal filler as a substitute for proper joining or specified metal components is unacceptable.
- 5 For all metal fabrication, edges must be smooth and free of excess solder, burrs and sharp edges.
- 6 Acceptable metal finishes include plating, anodizing or powder coating. Finishes will be suitable for use in varying climatic situations, impervious to damage from exposure to extreme humidity,
- 7 and known not to be liable for discolouration, rusting, corrosion, mildew, delamination, cracking, warping, chipping or flaking.

Project Name: **WALDORF ASTORIA- BEIJING**Item Number: **ML-09**Project #: **09026**Item Description: **Metal- Hairline Antique Brass**Issue Date: **05/13/11**

Item Quantity:

Manufacturer: By ContractorSource: By Contractor

Instructions:

- 8 For metal finishes, all paint or other finish materials are to be pure and of the best quality from the specified vendor as indicated on drawings and specifications.
- 9 All items will be finished as indicated on the approved shop drawings and specifications.
- 10 All finishes must match approved samples.
- 11 Aluminum connections may be welded or mechanically fastened.

Project Name: **WALDORF ASTORIA- BEIJING**Project #: **09026**Issue Date: **05/31/11**

Revision(s):

Item Number: **ML-10**Item Description: **Metal (Steel Substrate)- Blackened Steel**

Item Quantity:

Manufacturer: By Contractor

Source: By Contractor

Address:

Address:

Phone:

Phone:

Fax:

Fax:

Contact:

Contact:

E-mail:

E-mail:

Web:

Web:

Product: Blackened Steel

Color/Finish: To match Designer's sample

Required Item(s) for Designer Approval Prior to Fabrication:

Prepared By: HY

☐ Seaming Diagram ☐ Strike-Off ☐ Finish Sample ☐ Cutting ☐ Shop Dwg's ☐ Prototype ☐ Flame Certificate

Instructions:

- 1 Metal joints must be completely welded, excess solder removed and joint polished to make an invisible weld. Solid metal should be beveled before pieces are jointed to make a strong connection.
- 2 Aluminum connections may be welded or mechanically fastened.
- 3 The minimal use of high-grade metal filler is acceptable for cosmetic purposes only.
- 4 The use of metal filler as a substitute for proper joining or specified metal components is unacceptable.
- 5 For all metal fabrication, edges must be smooth and free of excess solder, burrs and sharp edges.
- 6 Acceptable metal finishes include plating, anodizing or powder coating. Finishes will be suitable for use in varying climatic situations, impervious to damage from exposure to extreme humidity,
- 7 and known not to be liable for discolouration, rusting, corrosion, mildew, delamination, cracking, warping, chipping or flaking.

Project Name: **WALDORF ASTORIA- BEIJING**

Item Number: **ML-10**

Project #: **09026**

Item Description: **Metal (Steel Substrate)- Blackened Steel**

Issue Date: **05/31/11**

Item Quantity:

Manufacturer: By Contractor

Source: By Contractor

Instructions:

- 8 For metal finishes, all paint or other finish materials are to be pure and of the best quality from the specified vendor as indicated on drawings and specifications.
- 9 All items will be finished as indicated on the approved shop drawings and specifications.
- 10 All finishes must match approved samples.
- 11 Aluminum connections may be welded or mechanically fastened.

Project Name: **WALDORF ASTORIA- BEIJING**Project #: **09026**Item Number: **ML-11**Item Description: **Metal (Steel Substrate)- Dark Bronze
(Old English)**Issue Date: **05/31/11**Revision(s): **11/30/11 Δ 1**
Clarification of information

Item Quantity:

Manufacturer: By Contractor

Source: By Contractor

Address:

Address:

Phone:

Phone:

Fax:

Fax:

Contact:

Contact:

E-mail:

E-mail:

Web:

Web:

Product: Dark Bronze (Old English)

Color/Finish: To match Designer's sample

Notes: Location= Public

Required Item(s) for Designer Approval Prior to Fabrication:

Prepared By: HY

☐ Seaming Diagram ☐ Strike-Off ☒ Finish Sample ☐ Cutting ☐ Shop Dwg's ☐ Prototype ☐ Flame Certificate

Instructions:

- 1 Metal joints must be completely welded, excess solder removed and joint polished to make an invisible weld. Solid metal should be beveled before pieces are jointed to make a strong connection.
- 2 Aluminum connections may be welded or mechanically fastened.
- 3 The minimal use of high-grade metal filler is acceptable for cosmetic purposes only.
- 4 The use of metal filler as a substitute for proper joining or specified metal components is unacceptable.
- 5 For all metal fabrication, edges must be smooth and free of excess solder, burrs and sharp edges.

Project Name: **WALDORF ASTORIA- BEIJING**Project #: **09026**Item Number: **ML-11**Item Description: **Metal (Steel Substrate)- Dark Bronze
(Old English)**Issue Date: **05/31/11**Revision(s): **11/30/11 Δ 1**

Item Quantity:

Manufacturer: By ContractorSource: By Contractor

Instructions:

- 6 Acceptable metal finishes include plating, anodizing or powder coating. Finishes will be suitable for use in varying climatic situations, impervious to damage from exposure to extreme humidity,
- 7 and known not to be liable for discolouration, rusting, corrosion, mildew, delamination, cracking, warping, chipping or flaking.
- 8 For metal finishes, all paint or other finish materials are to be pure and of the best quality from the specified vendor as indicated on drawings and specifications.
- 9 All items will be finished as indicated on the approved shop drawings and specifications.
- 10 All finishes must match approved samples.
- 11 Aluminum connections may be welded or mechanically fastened.

Project Name: **WALDORF ASTORIA- BEIJING**Project #: **09026**Item Number: **ML-12**Item Description: **Metal (Steel Substrate)- Brushed English Antique**Issue Date: **05/31/11**

Revision(s):

Item Quantity:

Manufacturer: By Contractor

Source: By Contractor

Address:

Address:

Phone:

Phone:

Fax:

Fax:

Contact:

Contact:

E-mail:

E-mail:

Web:

Web:

Product: Brushed English Antique

Notes: Location= Public Areas

Required Item(s) for Designer Approval Prior to Fabrication:

Prepared By: HY

☐ Seaming Diagram ☐ Strike-Off ☒ Finish Sample ☐ Cutting ☐ Shop Dwgs ☐ Prototype ☐ Flame Certificate

Instructions:

- 1 Metal joints must be completely welded, excess solder removed and joint polished to make an invisible weld. Solid metal should be beveled before pieces are jointed to make a strong connection.
- 2 Aluminum connections may be welded or mechanically fastened.
- 3 The minimal use of high-grade metal filler is acceptable for cosmetic purposes only.
- 4 The use of metal filler as a substitute for proper joining or specified metal components is unacceptable.
- 5 For all metal fabrication, edges must be smooth and free of excess solder, burrs and sharp edges.
- 6 Acceptable metal finishes include plating, anodizing or powder coating. Finishes will be suitable for use in varying climatic situations, impervious to damage from exposure to extreme humidity,

Project Name: **WALDORF ASTORIA- BEIJING**Item Number: **ML-12**Project #: **09026**Item Description: **Metal (Steel Substrate)- Brushed English
Antique**Issue Date: **05/31/11**

Item Quantity:

Manufacturer: By Contractor

Source: By Contractor

Instructions:

- 7 and known not to be liable for discolouration, rusting, corrosion, mildew, delamination, cracking, warping, chipping or flaking.
- 8 For metal finishes, all paint or other finish materials are to be pure and of the best quality from the specified vendor as indicated on drawings and specifications.
- 9 All items will be finished as indicated on the approved shop drawings and specifications.
- 10 All finishes must match approved samples.
- 11 Aluminum connections may be welded or mechanically fastened.

Project Name: **WALDORF ASTORIA- BEIJING**Project #: **09026**Item Number: **ML-13**Item Description: **Metal (Steel Substrate)- USB-10 / Polished**Issue Date: **05/31/11**

Revision(s):

Item Quantity:

Manufacturer: By Contractor

Source: By Contractor

Address:

Address:

Phone:

Phone:

Fax:

Fax:

Contact:

Contact:

E-mail:

E-mail:

Web:

Web:

Product: USB-10 / Polished

Color/Finish: To match Designer's sample

Required Item(s) for Designer Approval Prior to Fabrication:

Prepared By: HY

☐ Seaming Diagram ☐ Strike-Off ☒ Finish Sample ☐ Cutting ☐ Shop Dwgs ☐ Prototype ☐ Flame Certificate

Instructions:

- 1 Metal joints must be completely welded, excess solder removed and joint polished to make an invisible weld. Solid metal should be beveled before pieces are jointed to make a strong connection.
- 2 Aluminum connections may be welded or mechanically fastened.
- 3 The minimal use of high-grade metal filler is acceptable for cosmetic purposes only.
- 4 The use of metal filler as a substitute for proper joining or specified metal components is unacceptable.
- 5 For all metal fabrication, edges must be smooth and free of excess solder, burrs and sharp edges.
- 6 Acceptable metal finishes include plating, anodizing or powder coating. Finishes will be suitable for use in varying climatic situations, impervious to damage from exposure to extreme humidity,

Project Name: **WALDORF ASTORIA- BEIJING**Item Number: **ML-13**Project #: **09026**Item Description: **Metal (Steel Substrate)- USB-10 /
Polished**Issue Date: **05/31/11**

Item Quantity:

Manufacturer: By Contractor

Source: By Contractor

Instructions:

- 7 and known not to be liable for discolouration, rusting, corrosion, mildew, delamination, cracking, warping, chipping or flaking.
- 8 For metal finishes, all paint or other finish materials are to be pure and of the best quality from the specified vendor as indicated on drawings and specifications.
- 9 All items will be finished as indicated on the approved shop drawings and specifications.
- 10 All finishes must match approved samples.
- 11 Aluminum connections may be welded or mechanically fastened.

Project Name: **WALDORF ASTORIA- BEIJING**Project #: **09026**Issue Date: **11/30/11**

Revision(s):

Item Number: **ML-14**Item Description: **Metal- Smooth Copper**

Item Quantity:

Manufacturer: By Contractor

Source: By Contractor

Address:

Address:

Phone:

Phone:

Fax:

Fax:

Contact:

Contact:

E-mail:

E-mail:

Web:

Web:

Product: Smooth Copper

Color/Finish: To match Designer's sample

Required Item(s) for Designer Approval Prior to Fabrication:

Prepared By: CG

☐ Seaming Diagram ☐ Strike-Off ☒ Finish Sample ☐ Cutting ☐ Shop Dwgs ☐ Prototype ☐ Flame Certificate

Instructions:

- 1 Metal joints must be completely welded, excess solder removed and joint polished to make an invisible weld. Solid metal should be beveled before pieces are jointed to make a strong connection.
- 2 Aluminum connections may be welded or mechanically fastened.
- 3 The minimal use of high-grade metal filler is acceptable for cosmetic purposes only.
- 4 The use of metal filler as a substitute for proper joining or specified metal components is unacceptable.
- 5 For all metal fabrication, edges must be smooth and free of excess solder, burrs and sharp edges.
- 6 Acceptable metal finishes include plating, anodizing or powder coating. Finishes will be suitable for use in varying climatic situations, impervious to damage from exposure to extreme humidity,
- 7 and known not to be liable for discolouration, rusting, corrosion, mildew, delamination, cracking, warping, chipping or flaking.

Project Name: **WALDORF ASTORIA- BEIJING**Item Number: **ML-14**Project #: **09026**Item Description: **Metal- Smooth Copper**Issue Date: **11/30/11**

Item Quantity:

Manufacturer: By ContractorSource: By Contractor

Instructions:

- 8 For metal finishes, all paint or other finish materials are to be pure and of the best quality from the specified vendor as indicated on drawings and specifications.
- 9 All items will be finished as indicated on the approved shop drawings and specifications.
- 10 All finishes must match approved samples.
- 11 Aluminum connections may be welded or mechanically fastened.

Project Name: **WALDORF ASTORIA- BEIJING**
Project #: **09026**
Issue Date: **05/31/11**
Revision(s): **02/03/12** **Δ 1**
DELETED

Item Number: **ML-15**
Item Description: **DELETED- Metal- Oiled Rubbed Bronze**

Item Quantity:

Manufacturer: By Contractor

Source: By Contractor

Address:

Address:

Phone:

Phone:

Fax:

Fax:

Contact:

Contact:

E-mail:

E-mail:

Web:

Web:

Product: DELETED- Oiled Rubbed Bronze

Color/Finish: To match Designer's sample

Required Item(s) for Designer Approval Prior to Fabrication:

Prepared By: CG

<input type="checkbox"/> Seaming Diagram	<input type="checkbox"/> Strike-Off	<input checked="" type="checkbox"/> Finish Sample	<input type="checkbox"/> Cutting	<input type="checkbox"/> Shop Dwgs	<input type="checkbox"/> Prototype	<input type="checkbox"/> Flame Certificate
------------------------------------------	-------------------------------------	---------------------------------------------------	----------------------------------	------------------------------------	------------------------------------	--------------------------------------------

Instructions:

- 1 Metal joints must be completely welded, excess solder removed and joint polished to make an invisible weld. Solid metal should be beveled before pieces are jointed to make a strong connection.
- 2 Aluminum connections may be welded or mechanically fastened.
- 3 The minimal use of high-grade metal filler is acceptable for cosmetic purposes only.
- 4 The use of metal filler as a substitute for proper joining or specified metal components is unacceptable.
- 5 For all metal fabrication, edges must be smooth and free of excess solder, burrs and sharp edges.
- 6 Acceptable metal finishes include plating, anodizing or powder coating. Finishes will be suitable for use in varying climatic situations, impervious to damage from exposure to extreme humidity,

Project Name: **WALDORF ASTORIA- BEIJING**Item Number: **ML-15**Project #: **09026**Item Description: **DELETED- Metal- Oiled Rubbed Bronze**Issue Date: **05/31/11**Revision(s): **02/03/12 Δ 1**

Item Quantity:

Manufacturer: By ContractorSource: By Contractor

Instructions:

- 7 and known not to be liable for discolouration, rusting, corrosion, mildew, delamination, cracking, warping, chipping or flaking.
- 8 For metal finishes, all paint or other finish materials are to be pure and of the best quality from the specified vendor as indicated on drawings and specifications.
- 9 All items will be finished as indicated on the approved shop drawings and specifications.
- 10 All finishes must match approved samples.
- 11 Aluminum connections may be welded or mechanically fastened.

Project Name: **WALDORF ASTORIA- BEIJING**Project #: **09026**Item Number: **ML-16**Item Description: **Metal- Silver Colored Metal / Mirror Finish**Issue Date: **05/31/11**

Revision(s):

Item Quantity:

Manufacturer: By Contractor

Source: By Contractor

Address:

Address:

Phone:

Phone:

Fax:

Fax:

Contact:

Contact:

E-mail:

E-mail:

Web:

Web:

Product: Silver Colored Metal / Mirror Finish

Color/Finish: To match Designer's sample

Notes: Location= Lobby Lounge

Required Item(s) for Designer Approval Prior to Fabrication:

Prepared By: HY

☐ Seaming Diagram ☐ Strike-Off ☒ Finish Sample ☐ Cutting ☐ Shop Dwgs ☐ Prototype ☐ Flame Certificate

Instructions:

- 1 Metal joints must be completely welded, excess solder removed and joint polished to make an invisible weld. Solid metal should be beveled before pieces are jointed to make a strong connection.
- 2 Aluminum connections may be welded or mechanically fastened.
- 3 The minimal use of high-grade metal filler is acceptable for cosmetic purposes only.
- 4 The use of metal filler as a substitute for proper joining or specified metal components is unacceptable.
- 5 For all metal fabrication, edges must be smooth and free of excess solder, burrs and sharp edges.
- 6 Acceptable metal finishes include plating, anodizing or powder coating. Finishes will be suitable for use in varying climatic situations, impervious to damage from exposure to extreme humidity,

Project Name: **WALDORF ASTORIA- BEIJING**Item Number: **ML-16**Project #: **09026**Item Description: **Metal- Silver Colored Metal / Mirror Finish**Issue Date: **05/31/11**

Item Quantity:

Manufacturer: By Contractor

Source: By Contractor

Instructions:

- 7 and known not to be liable for discolouration, rusting, corrosion, mildew, delamination, cracking, warping, chipping or flaking.
- 8 For metal finishes, all paint or other finish materials are to be pure and of the best quality from the specified vendor as indicated on drawings and specifications.
- 9 All items will be finished as indicated on the approved shop drawings and specifications.
- 10 All finishes must match approved samples.
- 11 Aluminum connections may be welded or mechanically fastened.

Project Name: **WALDORF ASTORIA- BEIJING**Project #: **09026**Issue Date: **05/31/11**

Revision(s):

Item Number: **ML-17**Item Description: **Metal- Hairline Bronze**

Item Quantity:

Manufacturer: By Contractor

Source: By Contractor

Address:

Address:

Phone:

Phone:

Fax:

Fax:

Contact:

Contact:

E-mail:

E-mail:

Web:

Web:

Product: Hairline Bronze

Color/Finish: To match Designer's sample

Notes: Location= Lobby Retail

Required Item(s) for Designer Approval Prior to Fabrication:

Prepared By: HY

☐ Seaming Diagram ☐ Strike-Off ☒ Finish Sample ☐ Cutting ☐ Shop Dwg's ☐ Prototype ☐ Flame Certificate

Instructions:

- 1 Metal joints must be completely welded, excess solder removed and joint polished to make an invisible weld. Solid metal should be beveled before pieces are jointed to make a strong connection.
- 2 Aluminum connections may be welded or mechanically fastened.
- 3 The minimal use of high-grade metal filler is acceptable for cosmetic purposes only.
- 4 The use of metal filler as a substitute for proper joining or specified metal components is unacceptable.
- 5 For all metal fabrication, edges must be smooth and free of excess solder, burrs and sharp edges.
- 6 Acceptable metal finishes include plating, anodizing or powder coating. Finishes will be suitable for use in varying climatic situations, impervious to damage from exposure to extreme humidity,
- 7 and known not to be liable for discolouration, rusting, corrosion, mildew, delamination, cracking, warping, chipping or flaking.

Project Name: **WALDORF ASTORIA- BEIJING**Item Number: **ML-17**Project #: **09026**Item Description: **Metal- Hairline Bronze**Issue Date: **05/31/11**

Item Quantity:

Manufacturer: By ContractorSource: By Contractor

Instructions:

- 8 For metal finishes, all paint or other finish materials are to be pure and of the best quality from the specified vendor as indicated on drawings and specifications.
- 9 All items will be finished as indicated on the approved shop drawings and specifications.
- 10 All finishes must match approved samples.
- 11 Aluminum connections may be welded or mechanically fastened.

Project Name: **WALDORF ASTORIA- BEIJING**Project #: **09026**Issue Date: **05/31/11**

Revision(s):

Item Number: **ML-18**Item Description: **Metal- Satin Brass**

Item Quantity:

Manufacturer: By Contractor

Source: By Contractor

Address:

Address:

Phone:

Phone:

Fax:

Fax:

Contact:

Contact:

E-mail:

E-mail:

Web:

Web:

Product: Satin Brass

Color/Finish: To match Designer's sample

Notes: Location= Wine Room

Required Item(s) for Designer Approval Prior to Fabrication:

Prepared By: HY

☐ Seaming Diagram ☐ Strike-Off ☒ Finish Sample ☐ Cutting ☐ Shop Dwg's ☐ Prototype ☐ Flame Certificate

Instructions:

- 1 Metal joints must be completely welded, excess solder removed and joint polished to make an invisible weld. Solid metal should be beveled before pieces are jointed to make a strong connection.
- 2 Aluminum connections may be welded or mechanically fastened.
- 3 The minimal use of high-grade metal filler is acceptable for cosmetic purposes only.
- 4 The use of metal filler as a substitute for proper joining or specified metal components is unacceptable.
- 5 For all metal fabrication, edges must be smooth and free of excess solder, burrs and sharp edges.
- 6 Acceptable metal finishes include plating, anodizing or powder coating. Finishes will be suitable for use in varying climatic situations, impervious to damage from exposure to extreme humidity,
- 7 and known not to be liable for discolouration, rusting, corrosion, mildew, delamination, cracking, warping, chipping or flaking.

Project Name: **WALDORF ASTORIA- BEIJING**Item Number: **ML-18**Project #: **09026**Item Description: **Metal- Satin Brass**Issue Date: **05/31/11**

Item Quantity:

Manufacturer: By ContractorSource: By Contractor

Instructions:

- 8 For metal finishes, all paint or other finish materials are to be pure and of the best quality from the specified vendor as indicated on drawings and specifications.
- 9 All items will be finished as indicated on the approved shop drawings and specifications.
- 10 All finishes must match approved samples.
- 11 Aluminum connections may be welded or mechanically fastened.

Project Name: **WALDORF ASTORIA- BEIJING**Project #: **09026**Issue Date: **05/31/11**

Revision(s):

Item Number: **ML-19**Item Description: **Metal- Textured US Copper**

Item Quantity:

Manufacturer: By Contractor

Source: By Contractor

Address:

Address:

Phone:

Phone:

Fax:

Fax:

Contact:

Contact:

E-mail:

E-mail:

Web:

Web:

Product: Textured US Copper

Color/Finish: To match Designer's sample

Notes: Location= Brasserie

Required Item(s) for Designer Approval Prior to Fabrication:

Prepared By: HY

☐ Seaming Diagram ☐ Strike-Off ☐ Finish Sample ☒ Cutting ☐ Shop Dwgs ☐ Prototype ☐ Flame Certificate

Instructions:

- 1 Metal joints must be completely welded, excess solder removed and joint polished to make an invisible weld. Solid metal should be beveled before pieces are jointed to make a strong connection.
- 2 Aluminum connections may be welded or mechanically fastened.
- 3 The minimal use of high-grade metal filler is acceptable for cosmetic purposes only.
- 4 The use of metal filler as a substitute for proper joining or specified metal components is unacceptable.
- 5 For all metal fabrication, edges must be smooth and free of excess solder, burrs and sharp edges.
- 6 Acceptable metal finishes include plating, anodizing or powder coating. Finishes will be suitable for use in varying climatic situations, impervious to damage from exposure to extreme humidity,
- 7 and known not to be liable for discolouration, rusting, corrosion, mildew, delamination, cracking, warping, chipping or flaking.

Project Name: **WALDORF ASTORIA- BEIJING**Item Number: **ML-19**Project #: **09026**Item Description: **Metal- Textured US Copper**Issue Date: **05/31/11**

Item Quantity:

Manufacturer: By ContractorSource: By Contractor

Instructions:

- 8 For metal finishes, all paint or other finish materials are to be pure and of the best quality from the specified vendor as indicated on drawings and specifications.
- 9 All items will be finished as indicated on the approved shop drawings and specifications.
- 10 All finishes must match approved samples.
- 11 Aluminum connections may be welded or mechanically fastened.

Project Name: **WALDORF ASTORIA- BEIJING**Item Number: **ML-20**Project #: **09026**Item Description: **Metal- Nico Bronze / 1" Double Diamond**Issue Date: **11/30/11**

Revision(s):

Item Quantity:

Manufacturer: TWP Inc. (YPTO/YPNY)

Source: TWP Inc.

Address:

Address: 2831 Tenth Street
Berkeley CA

Phone:

Phone: (510) 548-4434 800#: (800) 227-1570

Fax:

Fax: (510) 548-3073

Contact:

Contact:

E-mail:

E-mail:

Web:

Web: www.twpinc.com

Product: Nico Bronze / 1" Double Diamond Interior / Bronze
I/080

Color/Finish: Control #35763 / To match Designer's sample

Required Item(s) for Designer Approval Prior to Fabrication:

Prepared By: ADM

☐ Seaming Diagram
 ☐ Strike-Off
 ☒ Finish Sample
 ☐ Cutting
 ☐ Shop Dwgs
 ☐ Prototype
 ☐ Flame Certificate

Instructions:

- 1 Metal joints must be completely welded, excess solder removed and joint polished to make an invisible weld. Solid metal should be beveled before pieces are jointed to make a strong connection.
- 2 Aluminum connections may be welded or mechanically fastened.
- 3 The minimal use of high-grade metal filler is acceptable for cosmetic purposes only.
- 4 The use of metal filler as a substitute for proper joining or specified metal components is unacceptable.
- 5 For all metal fabrication, edges must be smooth and free of excess solder, burrs and sharp edges.
- 6 Acceptable metal finishes include plating, anodizing or powder coating. Finishes will be suitable for use in varying climatic situations, impervious to damage from exposure to extreme humidity,
- 7 and known not to be liable for discolouration, rusting, corrosion, mildew, delamination, cracking, warping, chipping or flaking.

Project Name: **WALDORF ASTORIA- BEIJING**Item Number: **ML-20**Project #: **09026**Item Description: **Metal- Nico Bronze / 1" Double Diamond**Issue Date: **11/30/11**

Item Quantity:

Manufacturer: TWP Inc. (YPTO/YPNY)

Source: TWP Inc.

Instructions:

- 8 For metal finishes, all paint or other finish materials are to be pure and of the best quality from the specified vendor as indicated on drawings and specifications.
- 9 All items will be finished as indicated on the approved shop drawings and specifications.
- 10 All finishes must match approved samples.
- 11 Aluminum connections may be welded or mechanically fastened.

Project Name: **WALDORF ASTORIA- BEIJING**Project #: **09026**Issue Date: **11/30/11**

Revision(s):

Item Number: **ML-21**Item Description: **Metal- Bronze / To match base of ML20**

Item Quantity:

Manufacturer: By Contractor

Source: By Contractor

Address:

Address:

Phone:

Phone:

Fax:

Fax:

Contact:

Contact:

E-mail:

E-mail:

Web:

Web:

Product: Bronze / To match base of ML20

Color/Finish: To match Designer's sample

Required Item(s) for Designer Approval Prior to Fabrication:

Prepared By: ADM

☐ Seaming Diagram ☐ Strike-Off ☐ Finish Sample ☐ Cutting ☐ Shop Dwgs ☐ Prototype ☐ Flame Certificate

Project Name: **WALDORF ASTORIA- BEIJING**Project #: **09026**Issue Date: **11/30/11**

Revision(s):

Item Number: **ML-22**Item Description: **Metal- Antique Copper**

Item Quantity:

Manufacturer: By Contractor

Source: By Contractor

Address:

Address:

Phone:

Phone:

Fax:

Fax:

Contact:

Contact:

E-mail:

E-mail:

Web:

Web:

Product: Antique Copper

Color/Finish: To match Designer's sample

Required Item(s) for Designer Approval Prior to Fabrication:

Prepared By: CG

☐ Seaming Diagram ☐ Strike-Off ☒ Finish Sample ☐ Cutting ☐ Shop Dwg's ☐ Prototype ☐ Flame Certificate

Instructions:

- 1 Metal joints must be completely welded, excess solder removed and joint polished to make an invisible weld. Solid metal should be beveled before pieces are jointed to make a strong connection.
- 2 Aluminum connections may be welded or mechanically fastened.
- 3 The minimal use of high-grade metal filler is acceptable for cosmetic purposes only.
- 4 The use of metal filler as a substitute for proper joining or specified metal components is unacceptable.
- 5 For all metal fabrication, edges must be smooth and free of excess solder, burrs and sharp edges.
- 6 Acceptable metal finishes include plating, anodizing or powder coating. Finishes will be suitable for use in varying climatic situations, impervious to damage from exposure to extreme humidity,
- 7 and known not to be liable for discolouration, rusting, corrosion, mildew, delamination, cracking, warping, chipping or flaking.

Project Name: **WALDORF ASTORIA- BEIJING**Item Number: **ML-22**Project #: **09026**Item Description: **Metal- Antique Copper**Issue Date: **11/30/11**

Item Quantity:

Manufacturer: By ContractorSource: By Contractor

Instructions:

- 8 For metal finishes, all paint or other finish materials are to be pure and of the best quality from the specified vendor as indicated on drawings and specifications.
- 9 All items will be finished as indicated on the approved shop drawings and specifications.
- 10 All finishes must match approved samples.
- 11 Aluminum connections may be welded or mechanically fastened.

Project Name: **WALDORF ASTORIA- BEIJING**Project #: **09026**Issue Date: **12/18/10**

Revision(s):

Item Number: **MR--01**Item Description: **Mirror- Clear - 6mm thick**

Item Quantity:

Manufacturer: By Contractor

Source: By Contractor

Address:

Address:

Phone:

Phone:

Fax:

Fax:

Contact:

Contact:

E-mail:

E-mail:

Web:

Web:

Product: Clear Mirror / 6mm thick

Required Item(s) for Designer Approval Prior to Fabrication:

Prepared By: HY

☐ Seaming Diagram ☐ Strike-Off ☐ Finish Sample ☐ Cutting ☐ Shop Dwgs ☐ Prototype ☐ Flame Certificate

Instructions:

- 1 All exposed edges to be polished unless noted otherwise.
- 2 Mirrors shall be manufactured with two coats of silver applied to properly processed glass and silver film shall be hermetically sealed by heavy uniform coating of copper fused to the silver electrolytically.
- 3 All mirrors shall be guaranteed against silver oxidation. Mirror glass must be safety backed.

Project Name: **WALDORF ASTORIA- BEIJING**Project #: **09026**Issue Date: **05/13/11**

Revision(s):

Item Number: **MR--02**Item Description: **Mirror- Clear / Bevelled / 6mm Thick**

Item Quantity:

Manufacturer: By Contractor

Source: By Contractor

Address:

Address:

Phone:

Phone:

Fax:

Fax:

Contact:

Contact:

E-mail:

E-mail:

Web:

Web:

Product: Clear Mirror / 20mm Bevel / 6mm Thick

Notes: Location= Mock-up Room

Required Item(s) for Designer Approval Prior to Fabrication:

Prepared By: HY

☐ Seaming Diagram ☐ Strike-Off ☒ Finish Sample ☐ Cutting ☐ Shop Dwgs ☐ Prototype ☐ Flame Certificate

Instructions:

- 1 All exposed edges to be polished unless noted otherwise.
- 2 Mirrors shall be manufactured with two coats of silver applied to properly processed glass and silver film shall be hermetically sealed by heavy uniform coating of copper fused to the silver electrolytically.
- 3 All mirrors shall be guaranteed against silver oxidation. Mirror glass must be safety backed.

Project Name: **WALDORF ASTORIA- BEIJING**Project #: **09026**Item Number: **MR--03**Item Description: **Mirror- NGSM/G Dark Orchid / 12mm Thick**Issue Date: **11/30/11**

Revision(s):

Item Quantity:

Manufacturer: NGI Designer Glass Inc. (YPTO/YPNY)

Address:

Phone:

Fax:

Contact:

E-mail:

Web:

Source: NGI Designer Glass Inc.

Address: 1330 Creditstone Road
Unit 3
Concord ON L4K 5T7 Canada

Phone: (905) 738-1101

Fax: (905) 738-1103

Contact: Martin Miles

E-mail: mmiles@ngiglass.com

Web: www.ngiglass.com

Product: NGSM/G Dark Orchid / 12mm Thick

Color/Finish: To match Designer's sample

Required Item(s) for Designer Approval Prior to Fabrication:

Prepared By: CG

☐ Seaming Diagram ☐ Strike-Off ☒ Finish Sample ☐ Cutting ☐ Shop Dwgs ☐ Prototype ☐ Flame Certificate

Instructions:

- 1 All exposed edges to be polished unless noted otherwise.
- 2 Mirrors shall be manufactured with two coats of silver applied to properly processed glass and silver film shall be hermetically sealed by heavy uniform coating of copper fused to the silver electrolytically.
- 3 All mirrors shall be guaranteed against silver oxidation. Mirror glass must be safety backed.

Project Name: **WALDORF ASTORIA- BEIJING**Project #: **09026**Issue Date: **12/18/10**

Revision(s):

Item Number: **PT-01**Item Description: **Paint- Extra White / 7006 / Flat**

Item Quantity:

Manufacturer: Sherwin Williams (Local)

Source: Local Supplier

Address:

Address:

Phone:

Phone:

Fax:

Fax:

Contact:

Contact:

E-mail:

E-mail:

Web: www.sherwinwilliams.com

Web:

Product: Extra White / 7006 / Flat

Notes: www.sherwinwilliams.com

Required Item(s) for Designer Approval Prior to Fabrication:

Prepared By: HY

☐ Seaming Diagram ☐ Strike-Off ☐ Finish Sample ☐ Cutting ☐ Shop Dwgs ☐ Prototype ☐ Flame Certificate

Project Name: **WALDORF ASTORIA- BEIJING**Project #: **09026**Issue Date: **12/18/10**

Revision(s):

Item Number: **PT-02**Item Description: **Paint- Extra White / 7006 / Eggshell**

Item Quantity:

Manufacturer: Sherwin Williams (Local)

Source: Local Supplier

Address:

Address:

Phone:

Phone:

Fax:

Fax:

Contact:

Contact:

E-mail:

E-mail:

Web: www.sherwinwilliams.com

Web:

Product: Extra White / 7006 / Eggshell

Notes: www.sherwinwilliams.com

Required Item(s) for Designer Approval Prior to Fabrication:

Prepared By: HY

☐ Seaming Diagram ☐ Strike-Off ☐ Finish Sample ☐ Cutting ☐ Shop Dwgs ☐ Prototype ☐ Flame Certificate

Project Name: **WALDORF ASTORIA- BEIJING**Item Number: **PT-03**Project #: **09026**Item Description: **Paint- Cranberry Zing- / #14YR 10/434**Issue Date: **02/03/12**

Revision(s):

Item Quantity:

Manufacturer: ICI Dulux Paints (Local)

Source: Local Supplier

Address:

Address:

Phone:

Phone:

Fax:

Fax:

Contact:

Contact:

E-mail:

E-mail:

Web: www.icipaints.com

Web:

Product: Cranberry Zing- / #14YR 10/434 / Eggshell

Notes: Designer to collaborate w/ contractor to develop
sample for desired coverage

Location= Chinese Restaurant

Required Item(s) for Designer Approval Prior to Fabrication:

Prepared By: HY

☐ Seaming Diagram ☐ Strike-Off ☒ Finish Sample ☐ Cutting ☐ Shop Dwgs ☐ Prototype ☐ Flame Certificate

Project Name: **WALDORF ASTORIA- BEIJING**Project #: **09026**Item Number: **SP--01**Item Description: **Special Finish- Artistic Image / IN
DEVELOPMENT**Issue Date: **12/18/10**

Revision(s):

Item Quantity:

Manufacturer: TO BE DETERMINED

Source: TO BE DETERMINED

Address:

Address:

Phone:

Phone:

Fax:

Fax:

Contact:

Contact:

E-mail:

E-mail:

Web:

Web:

Product: Artistic Image / IN DEVELOPMENT

Color/Finish: To match Designer's sample

Required Item(s) for Designer Approval Prior to Fabrication:

Prepared By: HY

☐ Seaming Diagram ☐ Strike-Off ☒ Finish Sample ☐ Cutting ☐ Shop Dwgs ☐ Prototype ☐ Flame Certificate

Project Name: **WALDORF ASTORIA- BEIJING**Project #: **09026**Item Number: **SP--02**Item Description: **Special Finish (Painted on Canvas)-
Artistic Image / Map of Beijing**Issue Date: **01/31/11**Revision(s): **02/03/12 Δ 1**
Clarification of information

Item Quantity:

Manufacturer: By Artisan

Source: By Artisan

Address:

Address:

Phone:

Phone:

Fax:

Fax:

Contact:

Contact:

E-mail:

E-mail:

Web:

Web:

Product: Artistic Image (Painted on Canvas) / Map of Beijing

Color/Finish: To match Designer's sample

Notes: Refer to drawing SP2

Required Item(s) for Designer Approval Prior to Fabrication:

Prepared By: CG

☐ Seaming Diagram ☐ Strike-Off ☒ Finish Sample ☐ Cutting ☐ Shop Dwgs ☐ Prototype ☐ Flame Certificate

Project Name: **WALDORF ASTORIA- BEIJING**Project #: **09026**Item Number: **SP--03**Item Description: **Special Finish- Custom Linen Texture /
On Panel / LA60879-B**Issue Date: **11/30/11**

Revision(s):

Item Quantity:

Manufacturer: Moss & Lam (YPTO/YPNY)

Source: Moss & Lam

Address:

Address: 2720 Dundas Street West
Toronto ON M6P 1Y2 Canada

Phone:

Phone: (416) 922-7337

Fax:

Fax: (416) 928-9431

Contact:

Contact: Deborah Moss

E-mail:

E-mail: deborah@mossandlam.com

Web:

Web: www.mossandlam.com

Product: Custom Linen Texture / On Panel / LA60879-B /
18mm Thick

Color/Finish: IN DEVELOPMENT / To match Designer's sample

Size/Dimensions: Refer to detail drawings

Notes: Panels to be prepared in Moss & Lam's Studio in
Toronto, then shipped to China
General Contractor is responsible for installation of
panels as per design drawings

Required Item(s) for Designer Approval Prior to Fabrication:

Prepared By: HY

☐ Seaming Diagram
 ☐ Strike-Off
 ☒ Finish Sample
 ☐ Cutting
 ☐ Shop Dwgs
 ☐ Prototype
 ☐ Flame Certificate

Project Name: **WALDORF ASTORIA- BEIJING**Project #: **09026**Item Number: **SP--04**Item Description: **Special Finish- Custom Paint Finish / On
MDF Panel / 18mm Thick**Issue Date: **11/30/11**

Revision(s):

Item Quantity:

Manufacturer: Moss & Lam (YPTO/YPNY)

Source: Moss & Lam

Address:

Address: 2720 Dundas Street West
Toronto ON M6P 1Y2 Canada

Phone:

Phone: (416) 922-7337

Fax:

Fax: (416) 928-9431

Contact:

Contact: Deborah Moss

E-mail:

E-mail: deborah@mossandlam.com

Web:

Web: www.mossandlam.com

Product: Custom Paint Finish / On MDF Panel / 18mm Thick

Color/Finish: IN DEVELOPMENT / To match Designer's sample

Size/Dimensions: Refer to detail drawings

Notes:

Panels to be prepared in Moss & Lam's Studio in
Toronto, then shipped to China
General Contractor is responsible for installation of
panels as per design drawings

Required Item(s) for Designer Approval Prior to Fabrication:

Prepared By: HY

☐ Seaming Diagram ☐ Strike-Off ☒ Finish Sample ☐ Cutting ☐ Shop Dwgs ☐ Prototype ☐ Flame Certificate

Project Name: **WALDORF ASTORIA- BEIJING**Project #: **09026**Item Number: **SP--05**Item Description: **Special Finish- Black Pen Shell-Cut Bata
/ SF.KP-R106 / Custom**Issue Date: **05/31/11**

Revision(s):

Item Quantity:

Manufacturer: Cush Cush Gallery (YPTO/YPNY)

Source: Cush Cush Gallery

Address:

Address: 199B Jl. Imam Bonjoi
Denpasar 80119
Bali Indonesia

Phone:

Phone: +62 361 484558

Fax:

Fax: +62 361 484616 Mobile: +62 812 3801458

Contact:

Contact: Suriawati Qiu

E-mail:

E-mail: cushcush@indo.net.id

Web:

Web: www.cushcushgallery.com

Product: Black Pen Shell-Cut Bata / SF.KP-R106 / Custom

Color/Finish: Natural High Polish

Size/Dimensions: Refer to drawing for custom dimensions/pattern

Notes: Remarks: JC 10212-YPT-SP

Location= Reception

Required Item(s) for Designer Approval Prior to Fabrication:

Prepared By: HY

☐ Seaming Diagram ☐ Strike-Off ☒ Finish Sample ☐ Cutting ☐ Shop Dwgs ☐ Prototype ☐ Flame Certificate

Project Name: **WALDORF ASTORIA- BEIJING**Project #: **09026**Item Number: **SP--06**Item Description: **Special Finish- Chinese Landscape on Canvas / A 6151**Issue Date: **11/30/11**

Revision(s):

Item Quantity:

Manufacturer: Moss & Lam (YPTO/YPNY)

Source: Moss & Lam

Address:

Address: 2720 Dundas Street West
Toronto ON M6P 1Y2 Canada

Phone:

Phone: (416) 922-7337

Fax:

Fax: (416) 928-9431

Contact:

Contact: Deborah Moss

E-mail:

E-mail: deborah@mossandlam.com

Web:

Web: www.mossandlam.com

Product: Chinese Landscape on Canvas / A 6151

Color/Finish: Refer to attached drawings

Notes:

Finished canvas to be installed on panels as provided
by General Contractor as per design drawings and as
built to Moss & Lam surface requirements
Moss & Lam to ship finished canvas from Toronto
Studio to General Contractor
General Contractor to ensure installation on panels by
Moss & Lam approved wallcovering specialists
General Contractor to coordinate directly with Moss &
Lam

Required Item(s) for Designer Approval Prior to Fabrication:

Prepared By: HY

☐ Seaming Diagram ☐ Strike-Off ☒ Finish Sample ☐ Cutting ☐ Shop Dwgs ☐ Prototype ☐ Flame Certificate

Project Name: **WALDORF ASTORIA- BEIJING**Project #: **09026**Item Number: **SP--07**Item Description: **Special Finish- Tortoise Shell / Brick Pattern / Custom**Issue Date: **05/31/11**

Revision(s):

Item Quantity:

Manufacturer: Cush Cush Gallery (YPTO/YPNY)

Source: Cush Cush Gallery

Address:

Address: 199B Jl. Imam Bonjoi
Denpasar 80119
Bali Indonesia

Phone:

Phone: +62 361 484558

Fax:

Fax: +62 361 484616 Mobile: +62 812 3801458

Contact:

Contact: Suriawati Qiu

E-mail:

E-mail: cushcush@indo.net.id

Web:


Web: www.cushcushgallery.com

Product: Tortoise Shell / Brick Pattern / Custom

Color/Finish: Natural High Polish

Size/Dimensions: Each segment of brick to be 25mm x 50mm

Notes: Location= Peacock Alley



Required Item(s) for Designer Approval Prior to Fabrication:

Prepared By: HY

☐ Seaming Diagram ☐ Strike-Off ☒ Finish Sample ☐ Cutting ☐ Shop Dwgs ☐ Prototype ☐ Flame Certificate

Project Name: **WALDORF ASTORIA- BEIJING**Project #: **09026**Issue Date: **11/30/11**

Revision(s):

Item Number: **SP--08**Item Description: **Special Finish- Plaster / PL110026**

Item Quantity:

Manufacturer: Crow (YPTO/YPNY)

Address:

Phone:

Fax:

Contact:

E-mail:

Web:

Source: Crow

Address: 129 Campbell Avenue
Toronto ON M6P 3V1 Canada

Phone: (416) 556-3183

Fax:

Contact: Christina Ott

E-mail: christina@ilovecrow.com

Web: www.ilovecrow.com

Product: Plaster / PL110026

Color/Finish: To match Designer's sample

Required Item(s) for Designer Approval Prior to Fabrication:

Prepared By: HY

☐ Seaming Diagram ☐ Strike-Off ☒ Finish Sample ☐ Cutting ☐ Shop Dwgs ☐ Prototype ☐ Flame Certificate

Project Name: **WALDORF ASTORIA- BEIJING**Project #: **09026**Item Number: **SP--09**Item Description: **Special Finish- Painted Panel on MDF /
AA-110017**Issue Date: **05/31/11**

Revision(s):

Item Quantity:

Manufacturer: Crow (YPTO/YPNY)

Source: Crow

Address:

Address: 129 Campbell Avenue
Toronto ON M6P 3V1 Canada

Phone:

Phone: (416) 556-3183

Fax:

Fax:

Contact:

Contact: Christina Ott

E-mail:

E-mail: christina@ilovecrow.com

Web:

Web: www.ilovecrow.com

Product: Painted Panel on MDF / AA-110017

Color/Finish: To match Designer's sample

Notes: Refer to drawing L1-406-CG for Special Finish image

Location= Peacock Alley

Required Item(s) for Designer Approval Prior to Fabrication:

Prepared By: HY

☐ Seaming Diagram ☐ Strike-Off ☐ Finish Sample ☐ Cutting ☐ Shop Dwgs ☐ Prototype ☐ Flame Certificate

Project Name: **WALDORF ASTORIA- BEIJING**Project #: **09026**Issue Date: **05/31/11**

Revision(s):

Item Number: **SP--10**Item Description: **Special Finish- Painted Panel on Vellum**

Item Quantity:

Manufacturer: Crow (YPTO/YPNY)

Address:

Phone:

Fax:

Contact:

E-mail:

Web:

Source: Crow

Address: 129 Campbell Avenue
Toronto ON M6P 3V1 Canada

Phone: (416) 556-3183

Fax:

Contact: Christina Ott

E-mail: christina@ilovecrow.com

Web: www.ilovecrow.com

Product: Painted Panel on Vellum

Notes: Location= L2 Corridor

Required Item(s) for Designer Approval Prior to Fabrication:

Prepared By: HY

☐ Seaming Diagram ☐ Strike-Off ☒ Finish Sample ☐ Cutting ☐ Shop Dwgs ☐ Prototype ☐ Flame Certificate

Project Name: **WALDORF ASTORIA- BEIJING**Project #: **09026**Issue Date: **05/31/11**Revision(s): **11/30/11** **Δ 1**
Colour revisedItem Number: **SP--11**Item Description: **Special Finish- Rattan Caning**

Item Quantity:

Manufacturer: By Fabricator

Source: By Fabricator

Address:

Address:

Phone:

Phone:

Fax:

Fax:

Contact:

Contact:

E-mail:

E-mail:

Web:

Web:

Product: Rattan Caning

Notes: Pattern shown in image is for general reference only
(For details of pattern refer to drawing package)
Colour to match Designer's sample
Sample to be submitted for Designer's approval



Required Item(s) for Designer Approval Prior to Fabrication:

Prepared By: HY

<input type="checkbox"/> Seaming Diagram	<input type="checkbox"/> Strike-Off	<input checked="" type="checkbox"/> Finish Sample	<input type="checkbox"/> Cutting	<input type="checkbox"/> Shop Dwgs	<input type="checkbox"/> Prototype	<input type="checkbox"/> Flame Certificate
------------------------------------------	-------------------------------------	---------------------------------------------------	----------------------------------	------------------------------------	------------------------------------	--------------------------------------------

Project Name: **WALDORF ASTORIA- BEIJING**Project #: **09026**Item Number: **SP--12A**Item Description: **Special Finish- Lacquer w/ Line drawing
/ high gloss /-IN DEVELOPMENT**Issue Date: **02/03/12**

Revision(s):

Item Quantity:

Manufacturer: By Fabricator

Source: By Fabricator

Address:

Address:

Phone:

Phone:

Fax:

Fax:

Contact:

Contact:

E-mail:

E-mail:

Web:

Web:

Product: Lacquer w/ Line drawing / High Gloss /-IN
DEVELOPMENT

Color/Finish: To match Designer's sample

Notes: OPTION 1

Location= Reception

Required Item(s) for Designer Approval Prior to Fabrication:

Prepared By: HY

☐ Seaming Diagram ☐ Strike-Off ☒ Finish Sample ☐ Cutting ☐ Shop Dwgs ☐ Prototype ☐ Flame Certificate

Project Name: **WALDORF ASTORIA- BEIJING**Project #: **09026**Item Number: **SP--12B**Item Description: **Special Finish- Fabric Panel w/
Emboidery**Issue Date: **05/31/11**Revision(s): **02/03/12 Δ 1**

Revised to SP12B

Item Quantity:

Manufacturer: By Fabricator

Source: By Fabricator

Address:

Address:

Phone:

Phone:

Fax:

Fax:

Contact:

Contact:

E-mail:

E-mail:

Web:

Web:

Product: Fabric Panel w/ Emboidery / IN DEVELOPMENT

Notes:

Ground fabric to be silk to match:
ICI Dulux Paints / Wood Smoke / 44YY 41/054
Embridery color to match:
ICI Dulux Paints / Forest black / 30YY 10/038

Fabricator to submit silk & thread samples for
approval prior to fabrication

OPTION 2

Location= Reception

Required Item(s) for Designer Approval Prior to Fabrication:

Prepared By: CG

<input type="checkbox"/> Seaming Diagram	<input type="checkbox"/> Strike-Off	<input type="checkbox"/> Finish Sample	<input type="checkbox"/> Cutting	<input type="checkbox"/> Shop Dwgs	<input type="checkbox"/> Prototype	<input type="checkbox"/> Flame Certificate
------------------------------------------	-------------------------------------	----------------------------------------	----------------------------------	------------------------------------	------------------------------------	--------------------------------------------

Project Name: **WALDORF ASTORIA- BEIJING**Project #: **09026**Item Number: **SP--13**Item Description: **Special Finish- Painted Panel / IN DEVELOPMENT**Issue Date: **05/31/11**Revision(s): **02/03/12 Δ 1**

New product

Item Quantity:

Manufacturer: By Fabricator

Source: By Fabricator

Address:

Address:

Phone:

Phone:

Fax:

Fax:

Contact:

Contact:

E-mail:

E-mail:

Web:

Web:

Product: Painted Panel / IN DEVELOPMENT

Notes: Background : ICI Dulux /white Wisteria / 70BB 73/020
Linework:ICI Dulux / Grimm's Grey / 00NN 20/000

Location= Lobby Lounge

Required Item(s) for Designer Approval Prior to Fabrication:

Prepared By: CG

☐ Seaming Diagram ☐ Strike-Off ☐ Finish Sample ☐ Cutting ☐ Shop Dwgs ☐ Prototype ☐ Flame Certificate

Project Name: **WALDORF ASTORIA- BEIJING**Project #: **09026**Item Number: **SP--14**Item Description: **Special Finish- Low Relief Map / Antique Copper**Issue Date: **11/30/11**

Revision(s):

Item Quantity:

Manufacturer: Based Upon (YPTO/YPNY)

Address:

Phone:

Fax:

Contact:

E-mail:

Web:

Source: Based Upon

Address: Unit A121 8-12 Creekside
Faircharm
London SE8 3DX United Kingdom

Phone: +44 (0) 20 8320 2122

Fax: +44 (0) 20 8181 6380

Contact: Alex Welch

E-mail: alex@basedupon.co.uk

Web: www.basedupon.co.uk

Product: Low Relief Map / Antique Copper / IN DEVELOPMENT

Color/Finish: To match Designer's sample

Size/Dimensions: 3040mm W x 4380mm H

Required Item(s) for Designer Approval Prior to Fabrication:

Prepared By: HY

☐ Seaming Diagram ☐ Strike-Off ☒ Finish Sample ☐ Cutting ☒ Shop Dwgs ☐ Prototype ☐ Flame Certificate

Project Name: **WALDORF ASTORIA- BEIJING**Project #: **09026**Issue Date: **11/30/11**Revision(s): **12/17/11** **Δ 1**
New productItem Number: **SP--15**Item Description: **Special Finish- Painted Linen / PT 110043**

Item Quantity:

Manufacturer: Moss & Lam (YPTO/YPNY)

Address:

Phone:

Fax:

Contact:

E-mail:

Web:

Source: Moss & Lam

Address: 2720 Dundas Street West
Toronto ON M6P 1Y2 Canada

Phone: (416) 922-7337

Fax: (416) 928-9431

Contact: Deborah Moss

E-mail: deborah@mossandlam.com

Web: www.mossandlam.com

Product: Painted Linen / PT110043

Color/Finish: To match Designer's sample

Notes: To be applied by Moss & Lam directly to drywall on site

Location= Home

Required Item(s) for Designer Approval Prior to Fabrication:

Prepared By: HY

☐ Seaming Diagram ☐ Strike-Off ☒ Finish Sample ☐ Cutting ☐ Shop Dwgs ☐ Prototype ☐ Flame Certificate

Project Name: **WALDORF ASTORIA- BEIJING**Project #: **09026**Item Number: **SP--16**Item Description: **Specia Finish- Cowbone Herringbone
Pattern w/ Black Grout**Issue Date: **12/17/11**

Revision(s):

Item Quantity:

Manufacturer: Eric Brand Furniture

Address:

Phone:

Fax:

Contact:

E-mail:

Web:

Source: Eric Brand Furniture

Address: 1675 Rollins Road
Suite D-2
Burlingame CA 94010-

Phone: (650) 259-0247

Fax: (650) 259-0247 Mobile: (604) 318-4053

Contact: Craig Taylor

E-mail: ctaylor@ebstyle.com

Web: www.ebstyle.com

Product: Cowbone Herringbone Pattern w/ Black Grout

Color/Finish: To match Designer's sample

Required Item(s) for Designer Approval Prior to Fabrication:

Prepared By: HY

☐ Seaming Diagram ☐ Strike-Off ☒ Finish Sample ☐ Cutting ☐ Shop Dwgs ☐ Prototype ☐ Flame Certificate

Project Name: **WALDORF ASTORIA- BEIJING**Project #: **09026**Item Number: **ST-01**Item Description: **Stone (Slab)- Alexandra Nuvolato /
Honed / 20mm thick**Issue Date: **11/30/10**Revision(s): **05/31/11** Δ
Location added

Item Quantity:

Manufacturer: Ciot Marble & Granite Inc. (YPTO/YPNY)

Address:

Phone:

Fax:

Contact:

E-mail:

Web:

Source: Ciot Marble & Granite Inc.

Address: 8899 Jane Street
Concord ON L4K 2M6 Canada

Phone: (416) 739-8000

Fax: (905) 660-3818 Mobile: (416) 717-5913

Contact: Kay Nolan

E-mail: knolan@ciot.com

Web: www.ciot.com

Product: Alexandra Nuvolato / Slab / Honed / 20mm thick

Color/Finish: To match Designer's sample

Grout: Mapei (www.mapei.com); 001 White

Edge Detail: 1/16"

Notes: Location= Mock -up Room / Lobby

Required Item(s) for Designer Approval Prior to Fabrication:

Prepared By: HY

☐ Seaming Diagram
 ☐ Strike-Off
 ☒ Finish Sample
 ☐ Cutting
 ☐ Shop Dwgs
 ☐ Prototype
 ☐ Flame Certificate

Instructions:

- 1 The casegood vendor will supply templates for all stone tops when supplied by others.
- 2 The vendor will supply the highest quality stone / granite / marble tops with a sub top support.
- 3 All stone tops must be filled and have a sealed finish that is resistant to acid, alcohol and stains.
- 4 All adhesives, glues and mastics are to be recommended for the required application and condition of installation in each case by the vendor of the material/item being adhered and meet premium grade/best quality industry standards.
- 5 Only compounds which are proven to be fully compatible with contact surfaces will be used.

Project Name: **WALDORF ASTORIA- BEIJING**Project #: **09026**Item Number: **ST-01**Item Description: **Stone (Slab)- Alexandra Nuvolato /
Honed / 20mm thick**Issue Date: **11/30/10**Revision(s): **05/31/11** **Δ**

Item Quantity:

Manufacturer: Ciot Marble & Granite Inc. (YPTO/YPNY)Source: Ciot Marble & Granite Inc.

Instructions:

- 6 General Contractor is responsible for ensuring suitable sealant, as recommended by the Manufacturer (PSI by Lithofin or equivalent), is applied to all exposed surfaces.

Project Name: **WALDORF ASTORIA- BEIJING**Project #: **09026**Item Number: **ST-01A**Item Description: **Stone (Slab)- Alexandra Nuvolato /
Honed / 20mm thick**Issue Date: **08/05/11**

Revision(s):

Item Quantity:

Manufacturer: Ciot Marble & Granite Inc. (YPTO/YPNY)

Source: Ciot Marble & Granite Inc.

Address:

Address: 8899 Jane Street
Concord ON L4K 2M6 Canada

Phone:

Phone: (416) 739-8000

Fax:

Fax: (905) 660-3818 Mobile: (416) 717-5913

Contact:

Contact: Kay Nolan

E-mail:

E-mail: knolan@ciot.com

Web:

Web: www.ciot.com

Product: Alexandra Nuvolato / Slab / Honed / 20mm thick

Color/Finish: To match Designer's sample

Size/Dimensions: Refer to drawing for dimensions

Grout: Mapei (www.mapei.com); 001 White

Edge Detail: 1/16"

Notes: Location= Mock-up Room

Required Item(s) for Designer Approval Prior to Fabrication:

Prepared By: HY

☐ Seaming Diagram
 ☐ Strike-Off
 ☒ Finish Sample
 ☐ Cutting
 ☐ Shop Dwg's
 ☐ Prototype
 ☐ Flame Certificate

Instructions:

- 1 The casegood vendor will supply templates for all stone tops when supplied by others.
- 2 The vendor will supply the highest quality stone / granite / marble tops with a sub top support.
- 3 All stone tops must be filled and have a sealed finish that is resistant to acid, alcohol and stains.
- 4 All adhesives, glues and mastics are to be recommended for the required application and condition of installation in each case by the vendor of the material/item being adhered and meet premium grade/best quality industry standards.
- 5 Only compounds which are proven to be fully compatible with contact surfaces will be used.
- 6 General Contractor is responsible for ensuring suitable sealant, as recommended by the Manufacturer (PSI by Lithofin or equivalent), is applied to all exposed surfaces.

Project Name: **WALDORF ASTORIA- BEIJING**Project #: **09026**Item Number: **ST-02**Item Description: **Stone (Slab)- Bruno Elegante / High Honed / 20mm thick**Issue Date: **11/30/11**

Revision(s):

Item Quantity:

Manufacturer: Ciot Marble & Granite Inc. (YPTO/YPNY)

Source: Ciot Marble & Granite Inc.

Address:

Address: 8899 Jane Street
Concord ON L4K 2M6 Canada

Phone:

Phone: (416) 739-8000

Fax:

Fax: (905) 660-3818 Mobile: (416) 717-5913

Contact:

Contact: Kay Nolan

E-mail:

E-mail: knolan@ciot.com

Web:

Web: www.ciot.com

Product: Bruno Elegante / High Honed / Slab / 20mm thick

Color/Finish: To match Designer's sample

Grout: Laticrete International Inc. (www.laticrete.com); 35
Mocha, 1/16"

Required Item(s) for Designer Approval Prior to Fabrication:

Prepared By: HY

☐ Seaming Diagram
 ☐ Strike-Off
 ☒ Finish Sample
 ☐ Cutting
 ☐ Shop Dwg's
 ☐ Prototype
 ☐ Flame Certificate

Instructions:

- 1 The casegood vendor will supply templates for all stone tops when supplied by others.
- 2 The vendor will supply the highest quality stone / granite / marble tops with a sub top support.
- 3 All stone tops must be filled and have a sealed finish that is resistant to acid, alcohol and stains.
- 4 All adhesives, glues and mastics are to be recommended for the required application and condition of installation in each case by the vendor of the material/item being adhered and meet premium grade/best quality industry standards.
- 5 Only compounds which are proven to be fully compatible with contact surfaces will be used.
- 6 General Contractor is responsible for ensuring suitable sealant, as recommended by the Manufacturer (PSI by Lithofin or equivalent), is applied to all exposed surfaces.

Project Name: **WALDORF ASTORIA- BEIJING**Project #: **09026**Item Number: **ST-03**Item Description: **Stone (Slab)- Onice Nuovo / Polished / 20mm thick**Issue Date: **05/31/11**

Revision(s):

Item Quantity:

Manufacturer: Ciot Marble & Granite Inc. (YPTO/YPNY)

Source: Ciot Marble & Granite Inc.

Address:

Address: 8899 Jane Street
Concord ON L4K 2M6 Canada

Phone:

Phone: (416) 739-8000

Fax:

Fax: (905) 660-3818 Mobile: (416) 717-5913

Contact:

Contact: Kay Nolan

E-mail:

E-mail: knolan@ciot.com

Web:

Web: www.ciot.com

Product: Onice Nuovo / Polished / 20mm thick

Notes: Location= Chinese Restaurant

Required Item(s) for Designer Approval Prior to Fabrication:

Prepared By: HY

☐ Seaming Diagram ☐ Strike-Off ☒ Finish Sample ☐ Cutting ☐ Shop Dwg's ☐ Prototype ☐ Flame Certificate

Instructions:

- 1 The casegood vendor will supply templates for all stone tops when supplied by others.
- 2 The vendor will supply the highest quality stone / granite / marble tops with a sub top support.
- 3 All stone tops must be filled and have a sealed finish that is resistant to acid, alcohol and stains.
- 4 All adhesives, glues and mastics are to be recommended for the required application and condition of installation in each case by the vendor of the material/item being adhered and meet premium grade/best quality industry standards.
- 5 Only compounds which are proven to be fully compatible with contact surfaces will be used.
- 6 General Contractor is responsible for ensuring suitable sealant, as recommended by the Manufacturer (PSI by Lithofin or equivalent), is applied to all exposed surfaces.

Project Name: **WALDORF ASTORIA- BEIJING**

Project #: **09026**

Item Number: **ST-04**

Item Description: **Stone (Slab)- French Blue Limestone / Honed / 20 thick**

Issue Date: **11/30/11**

Revision(s):

Item Quantity:

Manufacturer: Coverings Etc. Inc. (YPTO/YPNY)

Address:

Phone:

Fax:

Contact:

E-mail:

Web:

Source: Coverings Etc. Inc.

Address: 138 Spring Street
6th Floor
New York City NY 10012-

Phone: (212) 625-9393

Fax: (212) 625-9944

Contact: Yamir Perez

E-mail:

Web: www.coveringsetc.com

Product: French Blue Limestone (Slab) / Honed / 10mm Thick

Color/Finish: To match Designer's sample

Size/Dimensions: Refer to floor plan for layout

Grout: Laticrete International Inc. (www.laticrete.com); 24
Natural Grey (1), 1/16"

Notes: Location= Home

Required Item(s) for Designer Approval Prior to Fabrication:

Prepared By: HY

☐ Seaming Diagram ☐ Strike-Off ☒ Finish Sample ☐ Cutting ☐ Shop Dwgs ☐ Prototype ☐ Flame Certificate

Instructions:

- 1 The casegood vendor will supply templates for all stone tops when supplied by others.
- 2 The vendor will supply the highest quality stone / granite / marble tops with a sub top support.
- 3 All stone tops must be filled and have a sealed finish that is resistant to acid, alcohol and stains.
- 4 All adhesives, glues and mastics are to be recommended for the required application and condition of installation in each case by the vendor of the material/item being adhered and meet premium grade/best quality industry standards.
- 5 Only compounds which are proven to be fully compatible with contact surfaces will be used.
- 6 General Contractor is responsible for ensuring suitable sealant, as recommended by the Manufacturer (PSI by Lithofin or equivalent), is applied to all exposed surfaces.

Project Name: **WALDORF ASTORIA- BEIJING**

Item Number: **ST-04**

Project #: **09026**

Item Description: **Stone (Slab)- French Blue Limestone /
Honed / 20 thick**

Issue Date: **11/30/11**

Item Quantity:

Manufacturer: Coverings Etc. Inc. (YPTO/YPNY)

Source: Coverings Etc. Inc.

Project Name: **WALDORF ASTORIA- BEIJING**Project #: **09026**Issue Date: **05/31/11**

Revision(s):

Item Number: **ST-05**Item Description: **Stone- Soapstone / 60mm thick**

Item Quantity:

Manufacturer: Ciot Marble & Granite Inc. (YPTO/YPNY)

Address:

Phone:

Fax:

Contact:

E-mail:

Web:

Source: Ciot Marble & Granite Inc.

Address: 8899 Jane Street
Concord ON L4K 2M6 Canada

Phone: (416) 739-8000

Fax: (905) 660-3818 Mobile: (416) 717-5913

Contact: Kay Nolan

E-mail: knolan@ciot.com

Web: www.ciot.com

Product: Soapstone / 60mm thick

Color/Finish: To match Designer's samplw

Notes: Location= Home

Required Item(s) for Designer Approval Prior to Fabrication:

Prepared By: HY

☐ Seaming Diagram ☐ Strike-Off ☒ Finish Sample ☐ Cutting ☐ Shop Dwgs ☐ Prototype ☐ Flame Certificate

Instructions:

- 1 The casegood vendor will supply templates for all stone tops when supplied by others.
- 2 The vendor will supply the highest quality stone / granite / marble tops with a sub top support.
- 3 All stone tops must be filled and have a sealed finish that is resistant to acid, alcohol and stains.
- 4 All adhesives, glues and mastics are to be recommended for the required application and condition of installation in each case by the vendor of the material/item being adhered and meet premium grade/best quality industry standards.
- 5 Only compounds which are proven to be fully compatible with contact surfaces will be used.
- 6 General Contractor is responsible for ensuring suitable sealant, as recommended by the Manufacturer (PSI by Lithofin or equivalent), is applied to all exposed surfaces.

Project Name: **WALDORF ASTORIA- BEIJING**Project #: **09026**Item Number: **ST-06**Item Description: **Stone (Slab)- Onice Storm / Polished / 20mm Thick**Issue Date: **11/30/11**Revision(s): **02/03/12 Δ 1**

Revised thickness

Item Quantity:

Manufacturer: Ciot Marble & Granite Inc. (YPTO/YPNY)

Address:

Phone:

Fax:

Contact:

E-mail:

Web:

Source: Ciot Marble & Granite Inc.

Address: 8899 Jane Street
Concord ON L4K 2M6 Canada

Phone: (416) 739-8000

Fax: (905) 660-3818 Mobile: (416) 717-5913

Contact: Kay Nolan

E-mail: knolan@ciot.com

Web: www.ciot.com

Product: Onice Storm / Polished / 20mm Thick

Color/Finish: To match Designer's sample

Notes: Clear silicon (No grout)

Location= Home

Required Item(s) for Designer Approval Prior to Fabrication:

Prepared By: HY

☐ Seaming Diagram
 ☐ Strike-Off
 ☒ Finish Sample
 ☐ Cutting
 ☐ Shop Dwgs
 ☐ Prototype
 ☐ Flame Certificate

Instructions:

- 1 The casegood vendor will supply templates for all stone tops when supplied by others.
- 2 The vendor will supply the highest quality stone / granite / marble tops with a sub top support.
- 3 All stone tops must be filled and have a sealed finish that is resistant to acid, alcohol and stains.
- 4 All adhesives, glues and mastics are to be recommended for the required application and condition of installation in each case by the vendor of the material/item being adhered and meet premium grade/best quality industry standards.
- 5 Only compounds which are proven to be fully compatible with contact surfaces will be used.

Project Name: **WALDORF ASTORIA- BEIJING**Project #: **09026**Item Number: **ST-06**Item Description: **Stone (Slab)- Onice Storm / Polished /
20mm Thick**Issue Date: **11/30/11**Revision(s): **02/03/12 Δ 1**

Item Quantity:

Manufacturer: Ciot Marble & Granite Inc. (YPTO/YPNY)Source: Ciot Marble & Granite Inc.

Instructions:

- 6 General Contractor is responsible for ensuring suitable sealant, as recommended by the Manufacturer (PSI by Lithofin or equivalent), is applied to all exposed surfaces.

Project Name: **WALDORF ASTORIA- BEIJING**Project #: **09026**Item Number: **ST-07**Item Description: **DELETED- Stone (Slab)- Marno / Honed / 10mm Thick**Issue Date: **11/30/11**Revision(s): **12/17/11** **Δ 1**
DELETED

Item Quantity:

Manufacturer: Ciot Marble & Granite Inc. (YPTO/YPNY)

Address:

Phone:

Fax:

Contact:

E-mail:

Web:

Source: Ciot Marble & Granite Inc.

Address: 8899 Jane Street
Concord ON L4K 2M6 Canada

Phone: (416) 739-8000

Fax: (905) 660-3818 Mobile: (416) 717-5913

Contact: Kay Nolan

E-mail: knolan@ciot.com

Web: www.ciot.com

Product: DELETED- Marno Slab / Honed / 10mm Thick

Color/Finish: To match Designer's sample

Grout: Laticrete International Inc. (www.laticrete.com); 90
Light Pewter (II), 1/16"

Required Item(s) for Designer Approval Prior to Fabrication:

Prepared By: HY

<input type="checkbox"/> Seaming Diagram	<input type="checkbox"/> Strike-Off	<input checked="" type="checkbox"/> Finish Sample	<input type="checkbox"/> Cutting	<input type="checkbox"/> Shop Dwgs	<input type="checkbox"/> Prototype	<input type="checkbox"/> Flame Certificate
------------------------------------------	-------------------------------------	---------------------------------------------------	----------------------------------	------------------------------------	------------------------------------	--------------------------------------------

Project Name: **WALDORF ASTORIA- BEIJING**Project #: **09026**Item Number: **ST-08**Item Description: **Stone (Slab)- Organic White / 4600 / 20mm Thick**Issue Date: **05/31/11**

Revision(s):

Item Quantity:

Manufacturer: Ciot Marble & Granite Inc. (YPTO/YPNY)

Source: Ciot Marble & Granite Inc.

Address:

Address: 8899 Jane Street
Concord ON L4K 2M6 Canada

Phone:

Phone: (416) 739-8000

Fax:

Fax: (905) 660-3818 Mobile: (416) 717-5913

Contact:

Contact: Kay Nolan

E-mail:

E-mail: knolan@ciot.com

Web:

Web: www.ciot.com

Product: Organic White / 4600 / 20mm Thick

Size/Dimensions: Average Slab Size= 120" x 56"

Notes: No grout required

Required Item(s) for Designer Approval Prior to Fabrication:

☐ Seaming Diagram ☐ Strike-Off ☒ Finish Sample ☐ Cutting ☐ Shop Dwgs ☐ Prototype ☐ Flame Certificate

Project Name: **WALDORF ASTORIA- BEIJING**Project #: **09026**Issue Date: **05/31/11**

Revision(s):

Item Number: **ST-09**Item Description: **Stone- Yellow Tiger Eye / 3mm Thico**

Item Quantity:

Manufacturer: Ciot Marble & Granite Inc. (YPTO/YPNY)

Address:

Phone:

Fax:

Contact:

E-mail:

Web:

Source: Ciot Marble & Granite Inc.

Address: 8899 Jane Street
Concord ON L4K 2M6 Canada

Phone: (416) 739-8000

Fax: (905) 660-3818 Mobile: (416) 717-5913

Contact: Kay Nolan

E-mail: knolan@ciot.com

Web: www.ciot.com


Product: Yellow Tiger Eye / 3mmThick

Color/Finish: To match Designer's sample

Size/Dimensions: Each segment to be 20mm H

Notes: Stone to have MDF backing

Location= Chinese Restaurant



Required Item(s) for Designer Approval Prior to Fabrication:

Prepared By: HY

☐ Seaming Diagram
 ☐ Strike-Off
 ☒ Finish Sample
 ☐ Cutting
 ☐ Shop Dwgs
 ☐ Prototype
 ☐ Flame Certificate

Instructions:

- 1 The casegood vendor will supply templates for all stone tops when supplied by others.
- 2 The vendor will supply the highest quality stone / granite / marble tops with a sub top support.
- 3 All stone tops must be filled and have a sealed finish that is resistant to acid, alcohol and stains.
- 4 All adhesives, glues and mastics are to be recommended for the required application and condition of installation in each case by the vendor of the material/item being adhered and meet premium grade/best quality industry standards.
- 5 Only compounds which are proven to be fully compatible with contact surfaces will be used.
- 6 General Contractor is responsible for ensuring suitable sealant, as recommended by the Manufacturer (PSI by Lithofin or equivalent), is applied to all exposed surfaces.

Project Name: **WALDORF ASTORIA- BEIJING**Project #: **09026**Item Number: **ST-10**Item Description: **Stone- French Blue Limestone /
Hammered / 20mm Thick**Issue Date: **11/30/11**

Revision(s):

Item Quantity:

Manufacturer: Coverings Etc. Inc. (YPTO/YPNY)

Source: Coverings Etc. Inc.

Address:

Address: 138 Spring Street
6th Floor
New York City NY 10012-

Phone:

Phone: (212) 625-9393

Fax:

Fax: (212) 625-9944

Contact:

Contact: Yamir Perez

E-mail:

E-mail:

Web:

Web: www.coveringsetc.com

Product: French Blue Limestone / Hammered / 20mm Thick

Color/Finish: To match Designer's sample

Grout: Laticrete International Inc. (www.laticrete.com); 24
Natural Grey (1), 1/16"

Notes: Location= Home

Required Item(s) for Designer Approval Prior to Fabrication:

Prepared By: HY

☐ Seaming Diagram
 ☐ Strike-Off
 ☒ Finish Sample
 ☐ Cutting
 ☐ Shop Dwgs
 ☐ Prototype
 ☐ Flame Certificate

Instructions:

- 1 The casegood vendor will supply templates for all stone tops when supplied by others.
- 2 The vendor will supply the highest quality stone / granite / marble tops with a sub top support.
- 3 All stone tops must be filled and have a sealed finish that is resistant to acid, alcohol and stains.
- 4 All adhesives, glues and mastics are to be recommended for the required application and condition of installation in each case by the vendor of the material/item being adhered and meet premium grade/best quality industry standards.
- 5 Only compounds which are proven to be fully compatible with contact surfaces will be used.
- 6 General Contractor is responsible for ensuring suitable sealant, as recommended by the Manufacturer (PSI by Lithofin or equivalent), is applied to all exposed surfaces.

Project Name: **WALDORF ASTORIA- BEIJING**

Project #: **09026**

Item Number: **ST-10**

Item Description: **Stone- French Blue Limestone /
Hammered / 20mm Thick**

Issue Date: **11/30/11**

Item Quantity:

Manufacturer: Coverings Etc. Inc. (YPTO/YPNY)

Source: Coverings Etc. Inc.

Project Name: **WALDORF ASTORIA- BEIJING**Project #: **09026**Issue Date: **05/31/11**

Revision(s):

Item Number: **ST-11**Item Description: **Stone- Blue Tiger Eye / 3mm thick**

Item Quantity:

Manufacturer: Ciot Marble & Granite Inc. (YPTO/YPNY)

Address:

Phone:

Fax:

Contact:

E-mail:

Web:

Source: Ciot Marble & Granite Inc.

Address: 8899 Jane Street
Concord ON L4K 2M6 Canada

Phone: (416) 739-8000

Fax: (905) 660-3818 Mobile: (416) 717-5913

Contact: Kay Nolan

E-mail: knolan@ciot.com

Web: www.ciot.com

Product: Blue Tiger Eye Veneer / 3mmThick

Color/Finish: To match Designer's sample

Size/Dimensions: Each segment to be 20mm H

Notes: Stone to have MDF backing

Location= Lobby Lounge

Required Item(s) for Designer Approval Prior to Fabrication:

Prepared By: HY

☐ Seaming Diagram
 ☐ Strike-Off
 ☒ Finish Sample
 ☐ Cutting
 ☐ Shop Dwg's
 ☐ Prototype
 ☐ Flame Certificate

Instructions:

- 1 The casegood vendor will supply templates for all stone tops when supplied by others.
- 2 The vendor will supply the highest quality stone / granite / marble tops with a sub top support.
- 3 All stone tops must be filled and have a sealed finish that is resistant to acid, alcohol and stains.
- 4 All adhesives, glues and mastics are to be recommended for the required application and condition of installation in each case by the vendor of the material/item being adhered and meet premium grade/best quality industry standards.
- 5 Only compounds which are proven to be fully compatible with contact surfaces will be used.
- 6 General Contractor is responsible for ensuring suitable sealant, as recommended by the Manufacturer (PSI by Lithofin or equivalent), is applied to all exposed surfaces.

Project Name: **WALDORF ASTORIA- BEIJING**Project #: **09026**Item Number: **ST-12**Item Description: **Stone- Antique Brown / Honed / 20mm Thick**Issue Date: **11/30/11**Revision(s): **02/03/12** **Δ 1**

New product

Item Quantity:

Manufacturer: Ciot Marble & Granite Inc. (YPTO/YPNY)

Address:

Phone:

Fax:

Contact:

E-mail:

Web:

Source: Ciot Marble & Granite Inc.

Address: 8899 Jane Street
Concord ON L4K 2M6 Canada

Phone: (416) 739-8000

Fax: (905) 660-3818 Mobile: (416) 717-5913

Contact: Kay Nolan

E-mail: knolan@ciot.com

Web: www.ciot.com

Product: antique Brown / Honed / 20mm Thick

Color/Finish: To match Designer's sample

Required Item(s) for Designer Approval Prior to Fabrication:

Prepared By: ADM

☐ Seaming Diagram ☐ Strike-Off ☒ Finish Sample ☐ Cutting ☐ Shop Dwgs ☐ Prototype ☐ Flame Certificate

Instructions:

- 1 The casegood vendor will supply templates for all stone tops when supplied by others.
- 2 The vendor will supply the highest quality stone / granite / marble tops with a sub top support.
- 3 All stone tops must be filled and have a sealed finish that is resistant to acid, alcohol and stains.
- 4 All adhesives, glues and mastics are to be recommended for the required application and condition of installation in each case by the vendor of the material/item being adhered and meet premium grade/best quality industry standards.
- 5 Only compounds which are proven to be fully compatible with contact surfaces will be used.

Project Name: **WALDORF ASTORIA- BEIJING**Project #: **09026**Item Number: **ST-12**Item Description: **Stone- Antique Brown / Honed / 20mm
Thick**Issue Date: **11/30/11**Revision(s): **02/03/12 Δ 1**

Item Quantity:

Manufacturer: Ciot Marble & Granite Inc. (YPTO/YPNY)Source: Ciot Marble & Granite Inc.

Instructions:

- 6 General Contractor is responsible for ensuring suitable sealant, as recommended by the Manufacturer (PSI by Lithofin or equivalent), is applied to all exposed surfaces.

Project Name: **WALDORF ASTORIA- BEIJING**Project #: **09026**Issue Date: **11/30/11**Revision(s): **12/17/11** **Δ 1**
New productItem Number: **TL-01**Item Description: **Tile- Marno / Honed w/ 10mm Bevel**

Item Quantity:

Manufacturer: Ciot Marble & Granite Inc. (YPTO/YPNY)

Address:

Phone:

Fax:

Contact:

E-mail:

Web:

Source: Ciot Marble & Granite Inc.

Address: 8899 Jane Street
Concord ON L4K 2M6 Canada

Phone: (416) 739-8000

Fax: (905) 660-3818 Mobile: (416) 717-5913

Contact: Kay Nolan

E-mail: knolan@ciot.com

Web: www.ciot.com

Product: Marno / Honed w/ 10mm Bevel

Color/Finish: 150mm x 75mm x 10mm Thick

Size/Dimensions: Refer to drawings for layout

Grout: Laticrete International Inc. (www.laticrete.com); 90
Light Pewter (II), 1/16"

Notes: Location= Home

Required Item(s) for Designer Approval Prior to Fabrication:

Prepared By: CG

☐ Seaming Diagram ☐ Strike-Off ☒ Finish Sample ☐ Cutting ☐ Shop Dwgs ☐ Prototype ☐ Flame Certificate

Project Name: **WALDORF ASTORIA- BEIJING**Project #: **09026**Issue Date: **11/30/11**Revision(s): **02/03/12** **Δ 1**
New ProductItem Number: **TL-02**Item Description: **Tile-Bois / Beige / 60 x 60**

Item Quantity:

Manufacturer: Stone Tile International Inc. (YPTO/YPNY)

Address:

Phone:

Fax:

Contact:

E-mail:

Web:

Source: Stone Tile International

Address: 1451 Castlefield Avenue
Toronto ON M6M 1Y3 Canada

Phone: (416) 515-9000 800#: (866) 669-1103

Fax: (416) 534-1782 Mobile: (416) 918-5257

Contact: Beth Braithwaite

E-mail: bethb@stone-tile.com

Web: www.stone-tile.com

Product: Bois / Beige / 60 x 60

Grout: Laticrete International Inc.; 27 Hemp, 1/16"

Notes: Location= Chinese Restaurant

Required Item(s) for Designer Approval Prior to Fabrication:

Prepared By: CG

☐ Seaming Diagram ☐ Strike-Off ☐ Finish Sample ☐ Cutting ☐ Shop Dwgs ☐ Prototype ☐ Flame Certificate

Project Name: **WALDORF ASTORIA- BEIJING**Item Number: **TL-03**Project #: **09026**Item Description: **SPARE**Issue Date: **11/30/11**

Revision(s):

Item Quantity:

Manufacturer:

Source:

Address:

Address:

Phone:

Phone:

Fax:

Fax:

Contact:

Contact:

E-mail:

E-mail:

Web:

Web:

Product: **SPARE**

Required Item(s) for Designer Approval Prior to Fabrication:

Prepared By: CG

☐ Seaming Diagram ☐ Strike-Off ☐ Finish Sample ☐ Cutting ☐ Shop Dwgs ☐ Prototype ☐ Flame Certificate

Project Name: **WALDORF ASTORIA- BEIJING**Project #: **09026**Issue Date: **11/30/11**

Revision(s):

Item Number: **TL-04**Item Description: **Tile- Valley Tile / Pewter**

Item Quantity:

Manufacturer: ModCraft (YPTO.YPNY)

Address:

Phone:

Fax:

Contact:

E-mail:

Web:

Source: ModCraft

Address:

Beacon NY 12508-

Phone: (718) 541-1160

Fax:

Contact:


E-mail: david@mod-craft.com

Web: www.mod-craft.com

Product: Valley Tile / Pewter / 6" x 6"

Size/Dimensions: Install horizontally

Grout: TO BE DETERMINED; 1/16"

Notes: Stoneware clay tile
Four edges sloping away from a raised center

Required Item(s) for Designer Approval Prior to Fabrication:

Prepared By: CG

☐ Seaming Diagram ☐ Strike-Off ☒ Finish Sample ☐ Cutting ☐ Shop Dwgs ☐ Prototype ☐ Flame Certificate

Project Name: **WALDORF ASTORIA- BEIJING**Project #: **09026**Issue Date: **11/30/11**

Revision(s):

Item Number: **TL-05**Item Description: **SPARE**

Item Quantity:

Manufacturer:

Address:

Phone:

Fax:

Contact:

E-mail:

Web:

Source:

Address:

Phone:

Fax:

Contact:

E-mail:

Web:

Product: **SPARE**

Required Item(s) for Designer Approval Prior to Fabrication:

Prepared By: CG

☐ Seaming Diagram ☐ Strike-Off ☐ Finish Sample ☐ Cutting ☐ Shop Dwgs ☐ Prototype ☐ Flame Certificate

Project Name: **WALDORF ASTORIA- BEIJING**Project #: **09026**Issue Date: **11/30/11**

Revision(s):

Item Number: **TL-06**Item Description: **SPARE**

Item Quantity:

Manufacturer:

Address:

Phone:

Fax:

Contact:

E-mail:

Web:

Source:

Address:

Phone:

Fax:

Contact:

E-mail:

Web:

Product: **SPARE**

Required Item(s) for Designer Approval Prior to Fabrication:

Prepared By: CG

☐ Seaming Diagram ☐ Strike-Off ☐ Finish Sample ☐ Cutting ☐ Shop Dwgs ☐ Prototype ☐ Flame Certificate

Project Name: **WALDORF ASTORIA- BEIJING**Project #: **09026**Issue Date: **11/30/11**

Revision(s):

Item Number: **TL-07**Item Description: **SPARE**

Item Quantity:

Manufacturer:

Source:

Address:

Address:

Phone:

Phone:

Fax:

Fax:

Contact:

Contact:

E-mail:

E-mail:

Web:

Web:

Product: **SPARE**

Required Item(s) for Designer Approval Prior to Fabrication:

Prepared By: CG

☐ Seaming Diagram ☐ Strike-Off ☐ Finish Sample ☐ Cutting ☐ Shop Dwgs ☐ Prototype ☐ Flame Certificate

Project Name: **WALDORF ASTORIA- BEIJING**Project #: **09026**Item Number: **TL-08**Item Description: **Tile- Savoy Hex / 912009 / Matte Black Hex**Issue Date: **11/30/11**

Revision(s):

Item Quantity:

Manufacturer: Ann Sacks (YPTO/YPNY)

Source: Ann Sacks New York

Address:

Address: 37E 18th St #1
New York NY

Phone:

Phone: (212) 529-2800

Fax:

Fax:

Contact:

Contact: Lara Garahan

E-mail:

E-mail: lgarahan@annsacks.com

Web:

Web: www.annsacks.com

Product: Savoy Hex / 912009 / Matte Black Hex

Color/Finish: To match Designer's sample

Grout: Laticrete International Inc. (www.laticrete.com); 24
Natural Grey (I), 1/16"

Notes: Location= Brasserie Show Kitchen / Walls

Required Item(s) for Designer Approval Prior to Fabrication:

Prepared By: CG

☐ Seaming Diagram ☐ Strike-Off ☒ Finish Sample ☐ Cutting ☐ Shop Dwgs ☐ Prototype ☐ Flame Certificate

Project Name: **WALDORF ASTORIA- BEIJING**Project #: **09026**Issue Date: **11/30/11**

Revision(s):

Item Number: **TL-09**Item Description: **Tile- Silver Shimmer**

Item Quantity:

Manufacturer: Ciot Marble & Granite Inc. (YPTO/YPNY)

Address:

Phone:

Fax:

Contact:

E-mail:

Web:

Source: Ciot Marble & Granite Inc.

Address: 8899 Jane Street
Concord ON L4K 2M6 Canada

Phone: (416) 739-8000

Fax: (905) 660-3818 Mobile: (416) 717-5913

Contact: Kay Nolan

E-mail: knolan@ciot.com

Web: www.ciot.com

Product: Silver Shimmer

Color/Finish: To match Designer's sample

Grout: Laticrete International Inc. (www.laticrete.com); 24
Natural Grey (I), 1/16"

Required Item(s) for Designer Approval Prior to Fabrication:

Prepared By: CG

☐ Seaming Diagram ☐ Strike-Off ☒ Finish Sample ☐ Cutting ☐ Shop Dwgs ☐ Prototype ☐ Flame Certificate

Project Name: **WALDORF ASTORIA- BEIJING**Project #: **09026**Issue Date: **11/30/10**Revision(s): **05/31/11 Δ 1**

Location Added

Item Number: **WC-01**Item Description: **Wallcovering- Vescom Pattern #244-21**

Item Quantity:

Manufacturer: Vescom (China)

Address:

Phone:

Fax:

Contact:

E-mail:

Web:

Source: Tat Ming Wallpaper Ltd.

Address: Rm 2806 2807 Blk B, China Shine Plaza No. 9
Lin He Xi Road
Guangzhou Tianhe District 510610 China

Phone: 1380 8822 389

Fax:

Contact: Paul Yu

E-mail: paul@tatmingsh.cn

Web: www.tatming.com

Pattern Name: Vescom Siik / Pattern# 244-21

Width: 51"

Content: Silk

Backing: Paperbacked

Fire Rating: Class A and Class 1 Rated

Notes: Location= Mock-up Room / Retail

Required Item(s) for Designer Approval Prior to Fabrication:

Prepared By: HY

☐ Seaming Diagram ☐ Strike-Off ☒ Finish Sample ☐ Cutting ☐ Shop Dwgs ☐ Prototype ☐ Flame Certificate

Instructions:

- 1 Source is responsible for ensuring that item and/or finish(es) is appropriate for specified application, suitable for Contract / Hospitality use, suitable for environmental conditions, and meets all required codes where project is located.

Project Name: **WALDORF ASTORIA- BEIJING**Project #: **09026**Item Number: **WC-02**Item Description: **Wallcovering- Custom / IN
DEVELOPMENT**Issue Date: **11/30/11**

Revision(s):

Item Quantity:

Manufacturer: Fromental (China)

Address:

Source: Wuxi Derrick General Decorative Products Ltd

Address: No. 20 ChunXing Industrial Park / DongTing Town
Xishan District
Wuxi, Jiangsu 214101 China

Phone:

Phone: 0510 8887 3213

Fax:

Fax: Mobile: 1360 1488 257

Contact:

Contact: Wang Zheng

E-mail:

E-mail: allen@fromental.com.cn

Web:

Web:

Pattern Name: Custom Wallcovering / IN DEVELOPMENT

Required Item(s) for Designer Approval Prior to Fabrication:

Prepared By: CG

☐ Seaming Diagram ☐ Strike-Off ☐ Finish Sample ☒ Cutting ☐ Shop Dwgs ☐ Prototype ☐ Flame Certificate

Instructions:

- 1 Source is responsible for ensuring that item and/or finish(es) is appropriate for specified application, suitable for Contract / Hospitality use, suitable for environmental conditions, and meets all required codes where project is located.

Project Name: **WALDORF ASTORIA- BEIJING**Project #: **09026**Issue Date: **11/30/11**

Revision(s):

Item Number: **WC-03**Item Description: **Wallcovering- Chandra Silk / 62-694**

Item Quantity:

Manufacturer: Tapetex Wall Materials (China)

Address:

Phone:

Fax:

Contact:

E-mail:

Web:

Source: Ming Hwei Guangzhou Ltd.

Address: Rm 510, Fuying Int Blk, No. 166
Chung GuangZhong Road / Hiazhou District
Guangzhou China

Phone: 0086 20 237 8318

Fax: 0086 20 327 8099 Mobile: 1392 229 4992

Contact: Florence Li

E-mail: florenceli@dandy.com.hk

Web:

Pattern Number: 62-694

Pattern Name: Chandra Silk

Required Item(s) for Designer Approval Prior to Fabrication:

Prepared By: CG

☐ Seaming Diagram ☐ Strike-Off ☐ Finish Sample ☒ Cutting ☐ Shop Dwgs ☐ Prototype ☐ Flame Certificate

Instructions:

- 1 Source is responsible for ensuring that item and/or finish(es) is appropriate for specified application, suitable for Contract / Hospitality use, suitable for environmental conditions, and meets all required codes where project is located.

Project Name: **WALDORF ASTORIA- BEIJING**Project #: **09026**Item Number: **WC-04**Item Description: **Wallcovering- Silver Mosaic / CMW
10481**Issue Date: **11/30/11**

Revision(s):

Item Quantity:

Manufacturer: Metro Wallcoverings (China)

Source: Tat Ming Wallpaper Ltd.

Address:

Address: Rm 2806 2807 Blk B, China Shine Plaza No. 9
Lin He Xi Road
Guangzhou Tianhe District 510610 China

Phone:

Phone: 1380 8822 389

Fax:

Fax:

Contact:

Contact: Paul Yu

E-mail:

E-mail: paul@tatmingsh.cn

Web:

Web: www.tatming.com

Pattern Number: CMW 10481

Pattern Name: Silver Mosaic

Width: 35"

Repeat: 7.17" Straight Match

Backing: Non- Woven

Fire Rating: Class A Rated

Notes: Repeat: 7.17" Straight Match

Fire Rating: Flame Spread 20 / Smoke Developed 215

Location= Chinese Restaurant

Required Item(s) for Designer Approval Prior to Fabrication:

Prepared By: HY

☐ Seaming Diagram ☒ Strike-Off ☐ Finish Sample ☐ Cutting ☐ Shop Dwgs ☐ Prototype ☐ Flame Certificate

Instructions:

- 1 Source is responsible for ensuring that item and/or finish(es) is appropriate for specified application, suitable for Contract / Hospitality use, suitable for environmental conditions, and meets all required codes where project is located.

Project Name: **WALDORF ASTORIA- BEIJING**Project #: **09026**Issue Date: **11/30/11**

Revision(s):

Item Number: **WC-05**Item Description: **Wallcovering- Silver Sage / 2100-05**

Item Quantity:

Manufacturer: Elizabeth Dow (YPNY)

Address:

Phone:

Fax:

Contact:

E-mail:

Web:

Source: Interior Design Collections

Address: 39 East 12th Street
New York NY 10003-

Phone: (212) 995-9154

Fax: (212) 995-8288

Contact: Xenia Psihas

E-mail: info@idcnyc.net

Web:

Pattern Number: 2100-05

Pattern Name: Silver Sage

Width: 36"

Fire Rating: Class A Fire Rated

Required Item(s) for Designer Approval Prior to Fabrication:

Prepared By: CG

☐ Seaming Diagram ☐ Strike-Off ☒ Finish Sample ☐ Cutting ☐ Shop Dwgs ☐ Prototype ☐ Flame Certificate

Instructions:

- 1 Source is responsible for ensuring that item and/or finish(es) is appropriate for specified application, suitable for Contract / Hospitality use, suitable for environmental conditions, and meets all required codes where project is located.

Project Name: **WALDORF ASTORIA- BEIJING**Project #: **09026**Item Number: **WC-06**Item Description: **Wallcovering- Silk Walls / Silver / 20029-09**Issue Date: **05/13/11**

Revision(s):

Item Quantity:

Manufacturer: Telio & Cie (YPTO/YPNY)

Source: Telio & Cie

Address:

Address: 160 Pears Avenue
#400

Toronto ON M5R 3P8 Canada

Phone:

Phone: (416) 968-2020 800#: (877) 254-9855

Fax:

Fax: (416) 968-7298

Contact:

Contact: Duane Lucas

E-mail:

E-mail: duane.lucas@telio.com

Web:

Web: www.telio.com

Pattern Number: 20029-09 / Tarif D134WP

Pattern Name: Silk Walls

Color: Silver

Width: 92cm

Type: I

Content: Silk

Backing: Paperbacked

Fire Rating: Class A and Class 1 Rated

Notes: Location= Mock -up Room / Corridor

Required Item(s) for Designer Approval Prior to Fabrication:

Prepared By: HY

☐ Seaming Diagram
 ☐ Strike-Off
 ☒ Finish Sample
 ☐ Cutting
 ☐ Shop Dwgs
 ☐ Prototype
 ☐ Flame Certificate

Instructions:

- 1 Source is responsible for ensuring that item and/or finish(es) is appropriate for specified application, suitable for Contract / Hospitality use, suitable for environmental conditions, and meets all required codes where project is located.

Project Name: **WALDORF ASTORIA- BEIJING**
Project #: **09026**

Item Number: **WC-07**
Item Description: **Wallcovering- The Village Collection / Chain Link / 5160 / White on Elephant Manila Hemp**

Issue Date: **11/30/11**

Revision(s):

Item Quantity:

Manufacturer: Phillip Jeffries (YPTO/YPNY)

Source: Phillip Jeffries

Address:

Address: 311 Route 46
Fairfield NJ 07004-

Phone:

Phone: (212) 686-2352

Fax:

Fax:

Contact:

Contact: Tina Chirnomas

E-mail:

E-mail:

Web:

Web:

Pattern Name: The Village Collection / Chain Link / 5160 / White on Elephant Manila Hemp

Width: 34"

Repeat: V= 5-5/8" / H= 8-1/2

Fire Rating: Class A per ASTM E-84

Required Item(s) for Designer Approval Prior to Fabrication:

Prepared By: CG

☐ Seaming Diagram ☐ Strike-Off ☐ Finish Sample ☒ Cutting ☐ Shop Dwgs ☐ Prototype ☐ Flame Certificate

Instructions:

- 1 Source is responsible for ensuring that item and/or finish(es) is appropriate for specified application, suitable for Contract / Hospitality use, suitable for environmental conditions, and meets all required codes where project is located.

Project Name: **WALDORF ASTORIA- BEIJING**Project #: **09026**Issue Date: **12/17/11**

Revision(s):

Item Number: **WC-08**Item Description: **Wallcovering- Cocoa Bean / 3000-13-PB**

Item Quantity:

Manufacturer: Elizabeth Dow (YPNY)

Address:

Phone:

Fax:

Contact:

E-mail:

Web:

Source: Interior Design Collections

Address: 39 East 12th Street
New York NY 10003-

Phone: (212) 995-9154

Fax: (212) 995-8288

Contact: Xenia Psihas

E-mail: info@idcnyc.net

Web:

Pattern Number: 3000-13-PB

Pattern Name: Cocoa Bean

Width: 55"

Fire Rating: Class A Fire Rated

Notes: 100% Belgian Linen

Required Item(s) for Designer Approval Prior to Fabrication:

Prepared By: HY

☐ Seaming Diagram ☐ Strike-Off ☒ Finish Sample ☐ Cutting ☐ Shop Dwgs ☐ Prototype ☐ Flame Certificate

Instructions:

- 1 Source is responsible for ensuring that item and/or finish(es) is appropriate for specified application, suitable for Contract / Hospitality use, suitable for environmental conditions, and meets all required codes where project is located.

Project Name: **WALDORF ASTORIA- BEIJING**
 Project #: **09026**

Item Number: **WD-01**
 Item Description: **Wood (Flooring)- Winston Woods /
 Fumed Oak / Brushed Silver / Provital /
 WIP 4100**

Issue Date: **11/30/10**

Revision(s):

Item Quantity:

Manufacturer: The Sullivan Source Inc. (YPTO/YPNY)

Source: The Sullivan Source Inc.

Address:

Address: 100 Jutland Road
 Toronto ON M8Z 2H1 Canada

Phone:

Phone: (416) 538-6336

Fax:

Fax: (416) 538-3814 Mobile: (647) 403-8722

Contact:

Contact: Bridgette Sullivan

E-mail:

E-mail: bsullivan@sullivansource.com

Web:

Web:

Product: Winston Woods / Fumed Oak / Brushed Silver /
 Provital / WIP 4100

Required Item(s) for Designer Approval Prior to Fabrication:

Prepared By: HY

☐ Seaming Diagram ☐ Strike-Off ☒ Finish Sample ☐ Cutting ☐ Shop Dwgs ☐ Prototype ☐ Flame Certificate

Instructions:

- 1 All veneer core elements will be clear straight-grain lumber of the best grade of the specified species.
- 2 Veneers are to be of similar thickness, density and characteristics to prevent any warping.
- 3 Veneers may not contain any open joints, face depressions, glue stains or other manufacturing irregularities.
- 4 All finishes will be selected to withstand heat, acid and water stains.
- 5 Items that require a paint finish will be shop sprayed except where impractical.
- 6 All paint and finish materials will be pure, unadulterated and the best quality from the specified vendor as indicated on drawings and specifications.

Project Name: **WALDORF ASTORIA- BEIJING**Project #: **09026**Item Number: **WD-01**Item Description: **Wood (Flooring)- Winston Woods /
Fumed Oak / Brushed Silver / Provital /
WIP 4100**Issue Date: **11/30/10**

Item Quantity:

Manufacturer: The Sullivan Source Inc. (YPTO/YPNY)

Source: The Sullivan Source Inc.

Instructions:

- 7 All finishes must match approved samples.
- 8 Finishes will be clean and clear in tone, smooth and without variation between any sides.
- 9 All work will be thoroughly sanded smooth and cleaned before any finish is applied.
- 10 All undercoats will be sanded smooth and sharp edges softened.

Project Name: **WALDORF ASTORIA- BEIJING**Project #: **09026**Item Number: **WD-02**Item Description: **Wood (Solid)- Winston Woods / Fumed Oak / Brushed Silver / Provital / WIP 4100**Issue Date: **11/30/10**

Revision(s):

Item Quantity:

Manufacturer: The Sullivan Source Inc. (YPTO/YPNY)

Address:

Phone:

Fax:

Contact:

E-mail:

Web:

Source: The Sullivan Source Inc.

Address: 100 Jutland Road
Toronto ON M8Z 2H1 Canada

Phone: (416) 538-6336

Fax: (416) 538-3814 Mobile: (647) 403-8722

Contact: Bridgette Sullivan

E-mail: bsullivan@sullivansource.com

Web:

Product: Solid Wood-Winston Woods / Fumed Oak / Brushed Silver / Provital

Required Item(s) for Designer Approval Prior to Fabrication:

Prepared By: HY

☐ Seaming Diagram ☐ Strike-Off ☒ Finish Sample ☐ Cutting ☐ Shop Dwg's ☐ Prototype ☐ Flame Certificate

Instructions:

- 1 All veneer core elements will be clear straight-grain lumber of the best grade of the specified species.
- 2 Veneers are to be of similar thickness, density and characteristics to prevent any warping.
- 3 Veneers may not contain any open joints, face depressions, glue stains or other manufacturing irregularities.
- 4 All finishes will be selected to withstand heat, acid and water stains.
- 5 Items that require a paint finish will be shop sprayed except where impractical.
- 6 All paint and finish materials will be pure, unadulterated and the best quality from the specified vendor as indicated on drawings and specifications.
- 7 All finishes must match approved samples.

Project Name: **WALDORF ASTORIA- BEIJING**

Item Number: **WD-02**

Project #: **09026**

Item Description: **Wood (Solid)- Winston Woods / Fumed
Oak / Brushed Silver / Provital / WIP 4100**

Issue Date: **11/30/10**

Item Quantity:

Manufacturer: The Sullivan Source Inc. (YPTO/YPNY)

Source: The Sullivan Source Inc.

Instructions:

- 8 Finishes will be clean and clear in tone, smooth and without variation between any sides.
- 9 All work will be thoroughly sanded smooth and cleaned before any finish is applied.
- 10 All undercoats will be sanded smooth and sharp edges softened.

Project Name: **WALDORF ASTORIA- BEIJING**Project #: **09026**Item Number: **WD-03**Item Description: **Wood (Veneer)- White Oak / Flat Cut / Custom Stain**Issue Date: **11/30/10**Revision(s): **02/03/12** **Δ 1**
Stain reference added

Item Quantity:

Manufacturer: By Fabricator

Source: By Fabricator

Address:

Address:

Phone:

Phone:

Fax:

Fax:

Contact:

Contact:

E-mail:

E-mail:

Web:

Web:

Product: White Oak / Flat Cut / Custom Stain

Color/Finish: To match WD02

Required Item(s) for Designer Approval Prior to Fabrication:

Prepared By: HY

☐ Seaming Diagram ☐ Strike-Off ☒ Finish Sample ☐ Cutting ☐ Shop Dwgs ☐ Prototype ☐ Flame Certificate

Instructions:

- 1 All veneer core elements will be clear straight-grain lumber of the best grade of the specified species.
- 2 Veneers are to be of similar thickness, density and characteristics to prevent any warping.
- 3 Veneers may not contain any open joints, face depressions, glue stains or other manufacturing irregularities.
- 4 All finishes will be selected to withstand heat, acid and water stains.
- 5 Items that require a paint finish will be shop sprayed except where impractical.
- 6 All paint and finish materials will be pure, unadulterated and the best quality from the specified vendor as indicated on drawings and specifications.

Project Name: **WALDORF ASTORIA- BEIJING**Project #: **09026**Item Number: **WD-03**Item Description: **Wood (Veneer)- White Oak / Flat Cut /
Custom Stain**Issue Date: **11/30/10**Revision(s): **02/03/12 Δ 1**

Item Quantity:

Manufacturer: By FabricatorSource: By Fabricator

Instructions:

- 7 All finishes must match approved samples.
- 8 Finishes will be clean and clear in tone, smooth and without variation between any sides.
- 9 All work will be thoroughly sanded smooth and cleaned before any finish is applied.
- 10 All undercoats will be sanded smooth and sharp edges softened.

Project Name: **WALDORF ASTORIA- BEIJING**Project #: **09026**Item Number: **WD-04**Item Description: **Wood (Lacquer)- Quilted Maple /
Ebonized / WV/MP/02**Issue Date: **12/18/10**

Revision(s):

Item Quantity:

Manufacturer: Lech Podgorski Design (YPTO/YPNY)

Address:

Phone:

Fax:

Contact:

E-mail:

Web:

Source: Lech Podgorski Design

Address: #4-2330 Tyner Street
Port Coquitlam BC V3C 2Z1 Canada

Phone: (604) 944-9407

Fax: (604) 944-9475

Contact: Lech Podgorski

E-mail: lech@lechdesign.com

Web: www.lechdesign.com

Product: Quilted Maple / Ebonized / WV/MP/02

Required Item(s) for Designer Approval Prior to Fabrication:

Prepared By: HY

☐ Seaming Diagram ☐ Strike-Off ☒ Finish Sample ☐ Cutting ☐ Shop Dwg's ☐ Prototype ☐ Flame Certificate

Instructions:

- 1 All veneer core elements will be clear straight-grain lumber of the best grade of the specified species.
- 2 Veneers are to be of similar thickness, density and characteristics to prevent any warping.
- 3 Veneers may not contain any open joints, face depressions, glue stains or other manufacturing irregularities.
- 4 All finishes will be selected to withstand heat, acid and water stains.
- 5 Items that require a paint finish will be shop sprayed except where impractical.
- 6 All paint and finish materials will be pure, unadulterated and the best quality from the specified vendor as indicated on drawings and specifications.
- 7 All finishes must match approved samples.

Project Name: **WALDORF ASTORIA- BEIJING**Item Number: **WD-04**Project #: **09026**Item Description: **Wood (Lacquer)- Quilted Maple /
Ebonized / WV/MP/02**Issue Date: **12/18/10**

Item Quantity:

Manufacturer: Lech Podgorski Design (YPTO/YPNY)

Source: Lech Podgorski Design

Instructions:

- 8 Finishes will be clean and clear in tone, smooth and without variation between any sides.
- 9 All work will be thoroughly sanded smooth and cleaned before any finish is applied.
- 10 All undercoats will be sanded smooth and sharp edges softened.

Project Name: **WALDORF ASTORIA- BEIJING**
 Project #: **09026**

Item Number: **WD-05**
 Item Description: **Wood (Veneer)- Marotte / Quarter Cut /
 Chene Des Marais / Iskar Oak (Boag)/
 Matte**

Issue Date: **12/18/10**

Revision(s): **07/12/11** Δ
 Finish added

Item Quantity:

Manufacturer: By Millwork Contractor
 Address:

Source: By Millwork Contractor
 Address:

Phone:

Phone:

Fax:

Fax:

Contact:

Contact:

E-mail:

E-mail:

Web:

Web:

Product: Marotte/ Quarter Cut / Chene Des Marais / Iskar Oak
 (Boag)/ Matte

Color/Finish: To match Designer's sample

Notes: Marotte Veneer Supplied by:
 Equal Ltd
 Room 302, 3F Mingan Plaza Phase II
 8 Sunning road, Causeway Bay
 Hong Kong
 Tel: +852 2881 7066
 Fax: +852 2895 2059

Required Item(s) for Designer Approval Prior to Fabrication:

Prepared By: HY

☐ Seaming Diagram ☐ Strike-Off ☒ Finish Sample ☐ Cutting ☐ Shop Dwgs ☐ Prototype ☐ Flame Certificate

Instructions:

- 1 All veneer core elements will be clear straight-grain lumber of the best grade of the specified species.
- 2 Veneers are to be of similar thickness, density and characteristics to prevent any warping.
- 3 Veneers may not contain any open joints, face depressions, glue stains or other manufacturing irregularities.
- 4 All finishes will be selected to withstand heat, acid and water stains.
- 5 Items that require a paint finish will be shop sprayed except where impractical.

Project Name: **WALDORF ASTORIA- BEIJING**Project #: **09026**Item Number: **WD-05**Item Description: **Wood (Veneer)- Marotte / Quarter Cut /
Chene Des Marais / Iskar Oak (Boag)/
Matte**Issue Date: **12/18/10**Revision(s): **07/12/11** **Δ**

Item Quantity:

Manufacturer: By Millwork ContractorSource: By Millwork Contractor

Instructions:

- 6 All paint and finish materials will be pure, unadulterated and the best quality from the specified vendor as indicated on drawings and specifications.
- 7 All finishes must match approved samples.
- 8 Finishes will be clean and clear in tone, smooth and without variation between any sides.
- 9 All work will be thoroughly sanded smooth and cleaned before any finish is applied.
- 10 All undercoats will be sanded smooth and sharp edges softened.

Project Name: **WALDORF ASTORIA- BEIJING**Project #: **09026**Item Number: **WD-06**Item Description: **Wood (Lacquer)- ICI 'Dark Secret' /
OONN 05/000 / High Gloss**Issue Date: **12/18/10**

Revision(s):

Item Quantity:

Manufacturer: By Millwork Contractor

Source: By Millwork Contractor

Address:

Address:

Phone:

Phone:

Fax:

Fax:

Contact:

Contact:

E-mail:

E-mail:

Web:

Web:

Product: Polyester Lacquer / 'ICI 'Dark Secret' / OONN 05/000 /
High GlossNotes: Paint reference from ICI Dulux Paints
www.icipaints.com

Required Item(s) for Designer Approval Prior to Fabrication:

Prepared By: HY

☐ Seaming Diagram ☐ Strike-Off ☒ Finish Sample ☐ Cutting ☐ Shop Dwgs ☐ Prototype ☐ Flame Certificate

Project Name: **WALDORF ASTORIA- BEIJING**Project #: **09026**Item Number: **WD-07**Item Description: **DELETED- Wood (Veneer)- Walnut / Flat
Cut / 10% Sheen**Issue Date: **12/18/10**Revision(s): **05/09/11** **Δ**
DELETED SPECIFICATION

Item Quantity:

Manufacturer: By Millwork Contractor

Address:

Source: By Millwork Contractor

Address:

Phone:

Phone:

Fax:

Fax:

Contact:

Contact:

E-mail:

E-mail:

Web:

Web:

Product: DELETED- Walnut / Flat Cut / 10% Sheen

Color/Finish: To match Designer's sample

Notes: DELETED

Required Item(s) for Designer Approval Prior to Fabrication:

Prepared By: HY

☐ Seaming Diagram ☐ Strike-Off ☒ Finish Sample ☐ Cutting ☐ Shop Dwgs ☐ Prototype ☐ Flame Certificate

Project Name: **WALDORF ASTORIA- BEIJING**Project #: **09026**Item Number: **WD-08**Item Description: **DELETED- Wood- White Oak / Flat Cut /
Ebonized / Matte**Issue Date: **01/31/11**Revision(s): **05/09/11** **Δ**
DELETED SPECIFICATION

Item Quantity:

Manufacturer: By Millwork Contractor

Address:

Source: By Millwork Contractor

Address:

Phone:

Phone:

Fax:

Fax:

Contact:

Contact:

E-mail:

E-mail:

Web:

Web:

Product: DELETED- White Oak / Flat Cut / Ebonized / Matte

Color/Finish: To match Designer's sample

Notes: DELETED

Required Item(s) for Designer Approval Prior to Fabrication:

Prepared By: CG

☐ Seaming Diagram ☐ Strike-Off ☒ Finish Sample ☐ Cutting ☐ Shop Dwgs ☐ Prototype ☐ Flame Certificate

Project Name: **WALDORF ASTORIA- BEIJING**Project #: **09026**Item Number: **WD-09**Item Description: **Wood (Veneer)- White Oak / Flat Cut /
Stained**Issue Date: **11/30/11**

Revision(s):

Item Quantity:

Manufacturer: By Millwork Contractor

Source: By Millwork Contractor

Address:

Address:

Phone:

Phone:

Fax:

Fax:

Contact:

Contact:

E-mail:

E-mail:

Web:

Web:

Product: White Oak / Flat Cut / Veneer / Stained

Color/Finish: Stained to match Designer's sample

Required Item(s) for Designer Approval Prior to Fabrication:

Prepared By: CG

☐ Seaming Diagram ☐ Strike-Off ☒ Finish Sample ☐ Cutting ☐ Shop Dwgs ☐ Prototype ☐ Flame Certificate

Instructions:

- 1 All veneer core elements will be clear straight-grain lumber of the best grade of the specified species.
- 2 Veneers are to be of similar thickness, density and characteristics to prevent any warping.
- 3 Veneers may not contain any open joints, face depressions, glue stains or other manufacturing irregularities.
- 4 All finishes will be selected to withstand heat, acid and water stains.
- 5 Items that require a paint finish will be shop sprayed except where impractical.
- 6 All paint and finish materials will be pure, unadulterated and the best quality from the specified vendor as indicated on drawings and specifications.
- 7 All finishes must match approved samples.

Project Name: **WALDORF ASTORIA- BEIJING**

Item Number: **WD-09**

Project #: **09026**

Item Description: **Wood (Veneer)- White Oak / Flat Cut /
Stained**

Issue Date: **11/30/11**

Item Quantity:

Manufacturer: By Millwork Contractor

Source: By Millwork Contractor

Instructions:

- 8 Finishes will be clean and clear in tone, smooth and without variation between any sides.
- 9 All work will be thoroughly sanded smooth and cleaned before any finish is applied.
- 10 All undercoats will be sanded smooth and sharp edges softened.

Project Name: **WALDORF ASTORIA- BEIJING**Project #: **09026**Issue Date: **11/30/11**

Revision(s):

Item Number: **WD-10**Item Description: **SPARE**

Item Quantity:

Manufacturer:

Address:

Phone:

Fax:

Contact:

E-mail:

Web:

Source:

Address:

Phone:

Fax:

Contact:

E-mail:

Web:

Product: **SPARE**

Required Item(s) for Designer Approval Prior to Fabrication:

Prepared By: CG

☐ Seaming Diagram ☐ Strike-Off ☐ Finish Sample ☐ Cutting ☐ Shop Dwgs ☐ Prototype ☐ Flame Certificate

Project Name: **WALDORF ASTORIA- BEIJING**Project #: **09026**Issue Date: **11/30/11**

Revision(s):

Item Number: **WD-11**Item Description: **SPARE**

Item Quantity:

Manufacturer:

Address:

Phone:

Fax:

Contact:

E-mail:

Web:

Source:

Address:

Phone:

Fax:

Contact:

E-mail:

Web:

Product: **SPARE**

Required Item(s) for Designer Approval Prior to Fabrication:

Prepared By: CG

☐ Seaming Diagram ☐ Strike-Off ☐ Finish Sample ☐ Cutting ☐ Shop Dwgs ☐ Prototype ☐ Flame Certificate

Project Name: **WALDORF ASTORIA- BEIJING**Project #: **09026**Issue Date: **11/30/11**

Revision(s):

Item Number: **WD-12A**Item Description: **Wood- WD6102RE (without Carving)**

Item Quantity:

Manufacturer: Moss & Lam (YPTO/YPNY)

Address:

Phone:

Fax:

Contact:

E-mail:

Web:

Source: Moss & Lam

Address: 2720 Dundas Street West
Toronto ON M6P 1Y2 Canada

Phone: (416) 922-7337

Fax: (416) 928-9431

Contact: Deborah Moss

E-mail: deborah@mossandlam.com

Web: www.mossandlam.com

Product: WD6102RE (without Carving)

Color/Finish: To match Designer's sample

Required Item(s) for Designer Approval Prior to Fabrication:

Prepared By: CG

☐ Seaming Diagram
 ☐ Strike-Off
 ☒ Finish Sample
 ☐ Cutting
 ☐ Shop Dwgs
 ☐ Prototype
 ☐ Flame Certificate

Instructions:

- 1 All veneer core elements will be clear straight-grain lumber of the best grade of the specified species.
- 2 Veneers are to be of similar thickness, density and characteristics to prevent any warping.
- 3 Veneers may not contain any open joints, face depressions, glue stains or other manufacturing irregularities.
- 4 All finishes will be selected to withstand heat, acid and water stains.
- 5 Items that require a paint finish will be shop sprayed except where impractical.
- 6 All paint and finish materials will be pure, unadulterated and the best quality from the specified vendor as indicated on drawings and specifications.
- 7 All finishes must match approved samples.
- 8 Finishes will be clean and clear in tone, smooth and without variation between any sides.

Project Name: **WALDORF ASTORIA- BEIJING**

Item Number: **WD-12A**

Project #: **09026**

Item Description: **Wood- WD6102RE (without Carving)**

Issue Date: **11/30/11**

Item Quantity:

Manufacturer: Moss & Lam (YPTO/YPNY)

Source: Moss & Lam

Instructions:

9 All work will be thoroughly sanded smooth and cleaned before any finish is applied.

10 All undercoats will be sanded smooth and sharp edges softened.

Project Name: **WALDORF ASTORIA- BEIJING**Project #: **09026**Issue Date: **11/30/11**

Revision(s):

Item Number: **WD-12B**Item Description: **Wood- WD6102RE (with Carving)**

Item Quantity:

Manufacturer: Moss & Lam (YPTO/YPNY)

Address:

Phone:

Fax:

Contact:

E-mail:

Web:

Source: Moss & Lam

Address: 2720 Dundas Street West
Toronto ON M6P 1Y2 Canada

Phone: (416) 922-7337

Fax: (416) 928-9431

Contact: Deborah Moss

E-mail: deborah@mossandlam.com

Web: www.mossandlam.com

Product: WD6102RE (with Carving)

Color/Finish: To match Designer's sample

Required Item(s) for Designer Approval Prior to Fabrication:

Prepared By: CG

☐ Seaming Diagram
 ☐ Strike-Off
 ☒ Finish Sample
 ☐ Cutting
 ☐ Shop Dwgs
 ☐ Prototype
 ☐ Flame Certificate

Instructions:

- 1 All veneer core elements will be clear straight-grain lumber of the best grade of the specified species.
- 2 Veneers are to be of similar thickness, density and characteristics to prevent any warping.
- 3 Veneers may not contain any open joints, face depressions, glue stains or other manufacturing irregularities.
- 4 All finishes will be selected to withstand heat, acid and water stains.
- 5 Items that require a paint finish will be shop sprayed except where impractical.
- 6 All paint and finish materials will be pure, unadulterated and the best quality from the specified vendor as indicated on drawings and specifications.
- 7 All finishes must match approved samples.
- 8 Finishes will be clean and clear in tone, smooth and without variation between any sides.

Project Name: **WALDORF ASTORIA- BEIJING**Item Number: **WD-12B**Project #: **09026**Item Description: **Wood- WD6102RE (with Carving)**Issue Date: **11/30/11**

Item Quantity:

Manufacturer: Moss & Lam (YPTO/YPNY)

Source: Moss & Lam

Instructions:

- 9 All work will be thoroughly sanded smooth and cleaned before any finish is applied.
- 10 All undercoats will be sanded smooth and sharp edges softened.

Project Name: **WALDORF ASTORIA- BEIJING**Project #: **09026**Item Number: **WD-13**Item Description: **Wood (Flooring)- Antler Woods / Castle Collection / Lancaster**Issue Date: **11/30/11**

Revision(s):

Item Quantity:

Manufacturer: The Sullivan Source Inc. (YPTO/YPNY)

Address:

Phone:

Fax:

Contact:

E-mail:

Web:

Source: The Sullivan Source Inc.

Address: 100 Jutland Road
Toronto ON M8Z 2H1 Canada

Phone: (416) 538-6336

Fax: (416) 538-3814 Mobile: (647) 403-8722

Contact: Bridgette Sullivan

E-mail: bsullivan@sullivansource.com

Web:

Product: Antler Woods / Castle Collection / Lancaster /
European Oak

Color/Finish: To match Designer's sample

Size/Dimensions: 16 220mm

Notes: Location= Chinese Restaurant

Required Item(s) for Designer Approval Prior to Fabrication:

Prepared By: CG

☐ Seaming Diagram
 ☐ Strike-Off
 ☒ Finish Sample
 ☐ Cutting
 ☐ Shop Dwgs
 ☐ Prototype
 ☐ Flame Certificate

Instructions:

- 1 All veneer core elements will be clear straight-grain lumber of the best grade of the specified species.
- 2 Veneers are to be of similar thickness, density and characteristics to prevent any warping.
- 3 Veneers may not contain any open joints, face depressions, glue stains or other manufacturing irregularities.
- 4 All finishes will be selected to withstand heat, acid and water stains.
- 5 Items that require a paint finish will be shop sprayed except where impractical.
- 6 All paint and finish materials will be pure, unadulterated and the best quality from the specified vendor as indicated on drawings and specifications.
- 7 All finishes must match approved samples.

Project Name: **WALDORF ASTORIA- BEIJING**Project #: **09026**Item Number: **WD-13**Item Description: **Wood (Flooring)- Antler Woods / Castle
Collection / Lancaster**Issue Date: **11/30/11**

Item Quantity:

Manufacturer: The Sullivan Source Inc. (YPTO/YPNY)

Source: The Sullivan Source Inc.

Instructions:

- 8 Finishes will be clean and clear in tone, smooth and without variation between any sides.
- 9 All work will be thoroughly sanded smooth and cleaned before any finish is applied.
- 10 All undercoats will be sanded smooth and sharp edges softened.

Project Name: **WALDORF ASTORIA- BEIJING**Project #: **09026**Item Number: **WD-14**Item Description: **Wood (Veneer)- Pama / T1.002 / 10% Sheen**Issue Date: **11/30/11**

Revision(s):

Item Quantity:

Manufacturer: By Millwork Contractor

Source: By Millwork Contractor

Address:

Address:

Phone:

Phone:

Fax:

Fax:

Contact:

Contact:

E-mail:

E-mail:

Web:

Web:

Product: Pama / T1.002 / 10% Sheen

Color/Finish: To match Designer's sample

Notes:

Veneer Supplied by:
 Tabu China Company Ltd
 Room C, 8F Silver Boulevard
 JiuAn Plaza No. 258 Tong Ren Road JingAn District
 200040 Shanghai, China
 89 21 6279 0101
 nicolehu@tabuchina.cn

Location= Chinese Restaurant

Required Item(s) for Designer Approval Prior to Fabrication:

Prepared By: CG

☐ Seaming Diagram
 ☐ Strike-Off
 ☒ Finish Sample
 ☐ Cutting
 ☐ Shop Dwgs
 ☐ Prototype
 ☐ Flame Certificate

Instructions:

- 1 All veneer core elements will be clear straight-grain lumber of the best grade of the specified species.
- 2 Veneers are to be of similar thickness, density and characteristics to prevent any warping.
- 3 Veneers may not contain any open joints, face depressions, glue stains or other manufacturing irregularities.
- 4 All finishes will be selected to withstand heat, acid and water stains.
- 5 Items that require a paint finish will be shop sprayed except where impractical.
- 6 All paint and finish materials will be pure, unadulterated and the best quality from the specified vendor as indicated on drawings and specifications.
- 7 All finishes must match approved samples.

Project Name: **WALDORF ASTORIA- BEIJING**

Item Number: **WD-14**

Project #: **09026**

Item Description: **Wood (Veneer)- Pama / T1.002 / 10%
Sheen**

Issue Date: **11/30/11**

Item Quantity:

Manufacturer: By Millwork Contractor

Source: By Millwork Contractor

Instructions:

- 8 Finishes will be clean and clear in tone, smooth and without variation between any sides.
- 9 All work will be thoroughly sanded smooth and cleaned before any finish is applied.
- 10 All undercoats will be sanded smooth and sharp edges softened.

Project Name: **WALDORF ASTORIA- BEIJING**Project #: **09026**Item Number: **WD-15**Item Description: **Wood (Flooring)- Winston Woods / WP
Maxima / Fumed Oak / Prewwhite / Black**Issue Date: **11/30/11**

Revision(s):

Item Quantity:

Manufacturer: The Sullivan Source Inc. (YPTO/YPNY)

Address:

Phone:

Fax:

Contact:

E-mail:

Web:

Source: The Sullivan Source Inc.

Address: 100 Jutland Road
Toronto ON M8Z 2H1 Canada

Phone: (416) 538-6336

Fax: (416) 538-3814 Mobile: (647) 403-8722

Contact: Bridgette Sullivan

E-mail: bsullivan@sullivansource.com

Web:

Product: Winston Woods / WP Maxima / Fumed Oak / Prewwhite
/ Black

Color/Finish: To match Designer's Sample

Size/Dimensions: Plank size = 150mm

Notes: Herringbone pattern

Location= Home

Required Item(s) for Designer Approval Prior to Fabrication:

Prepared By: CG

☐ Seaming Diagram
 ☐ Strike-Off
 ☒ Finish Sample
 ☐ Cutting
 ☐ Shop Dwgs
 ☐ Prototype
 ☐ Flame Certificate

Instructions:

- 1 All veneer core elements will be clear straight-grain lumber of the best grade of the specified species.
- 2 Veneers are to be of similar thickness, density and characteristics to prevent any warping.
- 3 Veneers may not contain any open joints, face depressions, glue stains or other manufacturing irregularities.
- 4 All finishes will be selected to withstand heat, acid and water stains.
- 5 Items that require a paint finish will be shop sprayed except where impractical.
- 6 All paint and finish materials will be pure, unadulterated and the best quality from the specified vendor as indicated on drawings and specifications.
- 7 All finishes must match approved samples.

Project Name: **WALDORF ASTORIA- BEIJING**

Item Number: **WD-15**

Project #: **09026**

Item Description: **Wood (Flooring)- Winston Woods / WP
Maxima / Fumed Oak / PrewHITE / Black**

Issue Date: **11/30/11**

Item Quantity:

Manufacturer: The Sullivan Source Inc. (YPTO/YPNY)

Source: The Sullivan Source Inc.

Instructions:

- 8 Finishes will be clean and clear in tone, smooth and without variation between any sides.
- 9 All work will be thoroughly sanded smooth and cleaned before any finish is applied.
- 10 All undercoats will be sanded smooth and sharp edges softened.

Project Name: **WALDORF ASTORIA- BEIJING**Project #: **09026**Item Number: **WD-16**Item Description: **Wood (Veneer)- Flat Cut European Oak/
Custom Stain**Issue Date: **05/31/11**

Revision(s):

Item Quantity:

Manufacturer: By Millwork Contractor

Source: By Millwork Contractor

Address:

Address:

Phone:

Phone:

Fax:

Fax:

Contact:

Contact:

E-mail:

E-mail:

Web:

Web:

Product: Flat Cut European Oak/ Custom Stain

Color/Finish: To match Designer's sample

Notes: Location= Home

Required Item(s) for Designer Approval Prior to Fabrication:

Prepared By: CG

☐ Seaming Diagram ☐ Strike-Off ☐ Finish Sample ☐ Cutting ☐ Shop Dwgs ☐ Prototype ☐ Flame Certificate

Instructions:

- 1 All veneer core elements will be clear straight-grain lumber of the best grade of the specified species.
- 2 Veneers are to be of similar thickness, density and characteristics to prevent any warping.
- 3 Veneers may not contain any open joints, face depressions, glue stains or other manufacturing irregularities.
- 4 All finishes will be selected to withstand heat, acid and water stains.
- 5 Items that require a paint finish will be shop sprayed except where impractical.
- 6 All paint and finish materials will be pure, unadulterated and the best quality from the specified vendor as indicated on drawings and specifications.
- 7 All finishes must match approved samples.

Project Name: **WALDORF ASTORIA- BEIJING**

Item Number: **WD-16**

Project #: **09026**

Item Description: **Wood (Veneer)- Flat Cut European Oak/
Custom Stain**

Issue Date: **05/31/11**

Item Quantity:

Manufacturer: By Millwork Contractor

Source: By Millwork Contractor

Instructions:

- 8 Finishes will be clean and clear in tone, smooth and without variation between any sides.
- 9 All work will be thoroughly sanded smooth and cleaned before any finish is applied.
- 10 All undercoats will be sanded smooth and sharp edges softened.

Project Name: **WALDORF ASTORIA- BEIJING**Project #: **09026**Item Number: **WD-17**Item Description: **Wood (Veneer)- Flat Cut Oak / Rustic / Oiled**Issue Date: **05/31/11**

Revision(s):

Item Quantity:

Manufacturer: By Millwork Contractor

Source: By Millwork Contractor

Address:

Address:

Phone:

Phone:

Fax:

Fax:

Contact:

Contact:

E-mail:

E-mail:

Web:

Web:

Product: Flat Cut Oak/ Rustic / Oiled

Color/Finish: To match Designer's sample

Notes: Location= Home

Required Item(s) for Designer Approval Prior to Fabrication:

Prepared By: CG

☐ Seaming Diagram ☐ Strike-Off ☐ Finish Sample ☐ Cutting ☐ Shop Dwgs ☐ Prototype ☐ Flame Certificate

Instructions:

- 1 All veneer core elements will be clear straight-grain lumber of the best grade of the specified species.
- 2 Veneers are to be of similar thickness, density and characteristics to prevent any warping.
- 3 Veneers may not contain any open joints, face depressions, glue stains or other manufacturing irregularities.
- 4 All finishes will be selected to withstand heat, acid and water stains.
- 5 Items that require a paint finish will be shop sprayed except where impractical.
- 6 All paint and finish materials will be pure, unadulterated and the best quality from the specified vendor as indicated on drawings and specifications.
- 7 All finishes must match approved samples.

Project Name: **WALDORF ASTORIA- BEIJING**

Item Number: **WD-17**

Project #: **09026**

Item Description: **Wood (Veneer)- Flat Cut Oak / Rustic / Oiled**

Issue Date: **05/31/11**

Item Quantity:

Manufacturer: By Millwork Contractor

Source: By Millwork Contractor

Instructions:

- 8 Finishes will be clean and clear in tone, smooth and without variation between any sides.
- 9 All work will be thoroughly sanded smooth and cleaned before any finish is applied.
- 10 All undercoats will be sanded smooth and sharp edges softened.

Project Name: **WALDORF ASTORIA- BEIJING**
Project #: **09026**

Item Number: **WD-18**
Item Description: **Wood (Veneer)- Flat Cut White Oak / Smoked**

Issue Date: **05/31/11**

Revision(s): **11/30/11** **Δ 1**
New Product

Item Quantity:

Manufacturer: By Millwork Contractor
Address:

Source: By Millwork Contractor
Address:

Phone:

Phone:

Fax:

Fax:

Contact:

Contact:

E-mail:

E-mail:

Web:

Web:

Product: Flat Cut White Oak / Smoked
Color/Finish: To match Designer's sample

Notes: Location= Home

Required Item(s) for Designer Approval Prior to Fabrication:

Prepared By: CG

☐ Seaming Diagram ☐ Strike-Off ☒ Finish Sample ☐ Cutting ☐ Shop Dwgs ☐ Prototype ☐ Flame Certificate

Instructions:

- 1 All veneer core elements will be clear straight-grain lumber of the best grade of the specified species.
- 2 Veneers are to be of similar thickness, density and characteristics to prevent any warping.
- 3 Veneers may not contain any open joints, face depressions, glue stains or other manufacturing irregularities.
- 4 All finishes will be selected to withstand heat, acid and water stains.
- 5 Items that require a paint finish will be shop sprayed except where impractical.
- 6 All paint and finish materials will be pure, unadulterated and the best quality from the specified vendor as indicated on drawings and specifications.

Project Name: **WALDORF ASTORIA- BEIJING**Project #: **09026**Item Number: **WD-18**Item Description: **Wood (Veneer)- Flat Cut White Oak /
Smoked**Issue Date: **05/31/11**Revision(s): **11/30/11 Δ 1**

Item Quantity:

Manufacturer: By Millwork ContractorSource: By Millwork Contractor

Instructions:

- 7 All finishes must match approved samples.
- 8 Finishes will be clean and clear in tone, smooth and without variation between any sides.
- 9 All work will be thoroughly sanded smooth and cleaned before any finish is applied.
- 10 All undercoats will be sanded smooth and sharp edges softened.

Project Name: **WALDORF ASTORIA- BEIJING**Project #: **09026**Item Number: **WD-19**Item Description: **Lacquer- Hand Polished Black w/ Ochre Rubbed Edge**Issue Date: **05/09/11**Revision(s): **05/31/11** Δ
Location added

Item Quantity:

Manufacturer: By Millwork Contractor

Source: By Millwork Contractor

Address:

Address:

Phone:

Phone:

Fax:

Fax:

Contact:

Contact:

E-mail:

E-mail:

Web:

Web:

Product: Hand Polished Black w/ Ochre Rubbed Edge

Color/Finish: To match Designer's sample

Notes: Black= ICI Dulux 00NN 05/000 'Dark Secret'
 Ochre= ICI Dulux 00YY 19/464 'Spice Island'
 All paint references are from ICI Paints
www.icipaints.com

Location= Mock-up Room / Public Spaces

Required Item(s) for Designer Approval Prior to Fabrication:

Prepared By: CG

☐ Seaming Diagram
 ☐ Strike-Off
 ☒ Finish Sample
 ☐ Cutting
 ☐ Shop Dwgs
 ☐ Prototype
 ☐ Flame Certificate

Instructions:

- 1 All veneer core elements will be clear straight-grain lumber of the best grade of the specified species.
- 2 Veneers are to be of similar thickness, density and characteristics to prevent any warping.
- 3 Veneers may not contain any open joints, face depressions, glue stains or other manufacturing irregularities.
- 4 All finishes will be selected to withstand heat, acid and water stains.
- 5 Items that require a paint finish will be shop sprayed except where impractical.
- 6 All paint and finish materials will be pure, unadulterated and the best quality from the specified vendor as indicated on drawings and specifications.

Project Name: **WALDORF ASTORIA- BEIJING**Project #: **09026**Item Number: **WD-19**Item Description: **Lacquer- Hand Polished Black w/ Ochre
Rubbed Edge**Issue Date: **05/09/11**Revision(s): **05/31/11** **Δ**

Item Quantity:

Manufacturer: By Millwork ContractorSource: By Millwork Contractor

Instructions:

- 7 All finishes must match approved samples.
- 8 Finishes will be clean and clear in tone, smooth and without variation between any sides.
- 9 All work will be thoroughly sanded smooth and cleaned before any finish is applied.
- 10 All undercoats will be sanded smooth and sharp edges softened.

Project Name: **WALDORF ASTORIA- BEIJING**Project #: **09026**Item Number: **WD-20**Item Description: **Wood (Veneer)- Honey Imbuia / 10% Sheen**Issue Date: **05/31/11**

Revision(s):

Item Quantity:

Manufacturer: By Millwork Contractor

Source: By Millwork Contractor

Address:

Address:

Phone:

Phone:

Fax:

Fax:

Contact:

Contact:

E-mail:

E-mail:

Web:

Web:

Product: Honey Imbuia / 10% Sheen

Color/Finish: To match Designer's sample

Notes: Location= Public Areas

Required Item(s) for Designer Approval Prior to Fabrication:

Prepared By: HY

☐ Seaming Diagram
 ☐ Strike-Off
 ☒ Finish Sample
 ☐ Cutting
 ☐ Shop Dwgs
 ☐ Prototype
 ☐ Flame Certificate

Instructions:

- 1 All veneer core elements will be clear straight-grain lumber of the best grade of the specified species.
- 2 Veneers are to be of similar thickness, density and characteristics to prevent any warping.
- 3 Veneers may not contain any open joints, face depressions, glue stains or other manufacturing irregularities.
- 4 All finishes will be selected to withstand heat, acid and water stains.
- 5 Items that require a paint finish will be shop sprayed except where impractical.
- 6 All paint and finish materials will be pure, unadulterated and the best quality from the specified vendor as indicated on drawings and specifications.
- 7 All finishes must match approved samples.

Project Name: **WALDORF ASTORIA- BEIJING**

Item Number: **WD-20**

Project #: **09026**

Item Description: **Wood (Veneer)- Honey Imbuia / 10%
Sheen**

Issue Date: **05/31/11**

Item Quantity:

Manufacturer: By Millwork Contractor

Source: By Millwork Contractor

Instructions:

- 8 Finishes will be clean and clear in tone, smooth and without variation between any sides.
- 9 All work will be thoroughly sanded smooth and cleaned before any finish is applied.
- 10 All undercoats will be sanded smooth and sharp edges softened.

Project Name: **WALDORF ASTORIA- BEIJING**Project #: **09026**Item Number: **WD-21**Item Description: **Wood- Sandblasted / White Washed /
Ash / Solid**Issue Date: **05/31/11**

Revision(s):

Item Quantity:

Manufacturer: By Millwork Contractor

Source: By Millwork Contractor

Address:

Address:

Phone:

Phone:

Fax:

Fax:

Contact:

Contact:

E-mail:

E-mail:

Web:

Web:

Product: Ash-Sandblasted / White Washed / Solid

Color/Finish: To match Designer's sample

Notes: Location=Chinese Restaurant

Required Item(s) for Designer Approval Prior to Fabrication:

Prepared By: HY

☐ Seaming Diagram ☐ Strike-Off ☒ Finish Sample ☐ Cutting ☐ Shop Dwgs ☐ Prototype ☐ Flame Certificate

Instructions:

- 1 All veneer core elements will be clear straight-grain lumber of the best grade of the specified species.
- 2 Veneers are to be of similar thickness, density and characteristics to prevent any warping.
- 3 Veneers may not contain any open joints, face depressions, glue stains or other manufacturing irregularities.
- 4 All finishes will be selected to withstand heat, acid and water stains.
- 5 Items that require a paint finish will be shop sprayed except where impractical.
- 6 All paint and finish materials will be pure, unadulterated and the best quality from the specified vendor as indicated on drawings and specifications.
- 7 All finishes must match approved samples.

Project Name: **WALDORF ASTORIA- BEIJING**

Project #: **09026**

Item Number: **WD-21**

Item Description: **Wood- Sandblasted / White Washed /
Ash / Solid**

Issue Date: **05/31/11**

Item Quantity:

Manufacturer: By Millwork Contractor

Source: By Millwork Contractor

Instructions:

- 8 Finishes will be clean and clear in tone, smooth and without variation between any sides.
- 9 All work will be thoroughly sanded smooth and cleaned before any finish is applied.
- 10 All undercoats will be sanded smooth and sharp edges softened.

Project Name: **WALDORF ASTORIA- BEIJING**Project #: **09026**Item Number: **WD-22**Item Description: **Wood (Veneer)- Zebrano / 03.015 / Matte
10% Sheen**Issue Date: **05/31/11**

Revision(s):

Item Quantity:

Manufacturer: By Millwork Contractor

Source: By Millwork Contractor

Address:

Address:

Phone:

Phone:

Fax:

Fax:

Contact:

Contact:

E-mail:

E-mail:

Web:

Web:

Product: Zebrano / 03.015 / Matte / 10% Sheen

Color/Finish: To match Designer's sample

Notes:

Veneer Supplied by:
 Tabu China Company Ltd
 Room C, 8F Silver Boulevard
 JiuAn Plaza No. 258 Tong Ren Road JingAn District
 200040 Shanghai, China
 89 21 6279 0101
 nicolehu@tabuchina.cn

Location= Meeting Rooms

Required Item(s) for Designer Approval Prior to Fabrication:

Prepared By: HY

☐ Seaming Diagram ☐ Strike-Off ☒ Finish Sample ☐ Cutting ☐ Shop Dwgs ☐ Prototype ☐ Flame Certificate

Instructions:

- 1 All veneer core elements will be clear straight-grain lumber of the best grade of the specified species.
- 2 Veneers are to be of similar thickness, density and characteristics to prevent any warping.
- 3 Veneers may not contain any open joints, face depressions, glue stains or other manufacturing irregularities.
- 4 All finishes will be selected to withstand heat, acid and water stains.
- 5 Items that require a paint finish will be shop sprayed except where impractical.
- 6 All paint and finish materials will be pure, unadulterated and the best quality from the specified vendor as indicated on drawings and specifications.
- 7 All finishes must match approved samples.

Project Name: **WALDORF ASTORIA- BEIJING**

Item Number: **WD-22**

Project #: **09026**

Item Description: **Wood (Veneer)- Zebrano / 03.015 / Matte
10% Sheen**

Issue Date: **05/31/11**

Item Quantity:

Manufacturer: By Millwork Contractor

Source: By Millwork Contractor

Instructions:

- 8 Finishes will be clean and clear in tone, smooth and without variation between any sides.
- 9 All work will be thoroughly sanded smooth and cleaned before any finish is applied.
- 10 All undercoats will be sanded smooth and sharp edges softened.

Project Name: **WALDORF ASTORIA- BEIJING**Project #: **09026**Issue Date: **11/30/11**

Revision(s):

Item Number: **WD-23**Item Description: **Wood (Solid)- Teak- Ebonized / Oiled**

Item Quantity:

Manufacturer: By Millwork Contractor

Source: By Millwork Contractor

Address:

Address:

Phone:

Phone:

Fax:

Fax:

Contact:

Contact:

E-mail:

E-mail:

Web:

Web:

Product: Solid Teak- Ebonized / Oiled

Color/Finish: To match Designer's sample

Notes: Location= Pool Deck

Required Item(s) for Designer Approval Prior to Fabrication:

Prepared By: HY

☐ Seaming Diagram ☐ Strike-Off ☒ Finish Sample ☐ Cutting ☐ Shop Dwgs ☐ Prototype ☐ Flame Certificate

Instructions:

- 1 All veneer core elements will be clear straight-grain lumber of the best grade of the specified species.
- 2 Veneers are to be of similar thickness, density and characteristics to prevent any warping.
- 3 Veneers may not contain any open joints, face depressions, glue stains or other manufacturing irregularities.
- 4 All finishes will be selected to withstand heat, acid and water stains.
- 5 Items that require a paint finish will be shop sprayed except where impractical.
- 6 All paint and finish materials will be pure, unadulterated and the best quality from the specified vendor as indicated on drawings and specifications.
- 7 All finishes must match approved samples.
- 8 Finishes will be clean and clear in tone, smooth and without variation between any sides.

Project Name: **WALDORF ASTORIA- BEIJING**Item Number: **WD-23**Project #: **09026**Item Description: **Wood (Solid)- Teak- Ebonized / Oiled**Issue Date: **11/30/11**

Item Quantity:

Manufacturer: By Millwork Contractor

Source: By Millwork Contractor

Instructions:

- 9 All work will be thoroughly sanded smooth and cleaned before any finish is applied.
- 10 All undercoats will be sanded smooth and sharp edges softened.

Project Name: **WALDORF ASTORIA- BEIJING**Project #: **09026**Item Number: **WD-24**Item Description: **Wood (Veneer)- Black American Walnut /
Ebony Stained / Oiled**Issue Date: **05/31/11**

Revision(s):

Item Quantity:

Manufacturer: By Millwork Contractor

Source: By Millwork Contractor

Address:

Address:

Phone:

Phone:

Fax:

Fax:

Contact:

Contact:

E-mail:

E-mail:

Web:

Web:

Product: Black American Walnut / Ebony Stained / Oiled

Color/Finish: To match Designer's sample

Notes: Location= Public Areas

Required Item(s) for Designer Approval Prior to Fabrication:

Prepared By: HY

☐ Seaming Diagram
 ☐ Strike-Off
 ☒ Finish Sample
 ☐ Cutting
 ☐ Shop Dwgs
 ☐ Prototype
 ☐ Flame Certificate

Instructions:

- 1 All veneer core elements will be clear straight-grain lumber of the best grade of the specified species.
- 2 Veneers are to be of similar thickness, density and characteristics to prevent any warping.
- 3 Veneers may not contain any open joints, face depressions, glue stains or other manufacturing irregularities.
- 4 All finishes will be selected to withstand heat, acid and water stains.
- 5 Items that require a paint finish will be shop sprayed except where impractical.
- 6 All paint and finish materials will be pure, unadulterated and the best quality from the specified vendor as indicated on drawings and specifications.
- 7 All finishes must match approved samples.

Project Name: **WALDORF ASTORIA- BEIJING**

Item Number: **WD-24**

Project #: **09026**

Item Description: **Wood (Veneer)- Black American Walnut /
Ebony Stained / Oiled**

Issue Date: **05/31/11**

Item Quantity:

Manufacturer: By Millwork Contractor

Source: By Millwork Contractor

Instructions:

- 8 Finishes will be clean and clear in tone, smooth and without variation between any sides.
- 9 All work will be thoroughly sanded smooth and cleaned before any finish is applied.
- 10 All undercoats will be sanded smooth and sharp edges softened.

Project Name: **WALDORF ASTORIA- BEIJING**Project #: **09026**Issue Date: **05/31/11**Revision(s): **11/30/11** **Δ 1**
New ProductItem Number: **WD-25**Item Description: **Wood (Veneer)- Pan Sliced Oak / Rlat Cut**

Item Quantity:

Manufacturer: By Millwork Contractor

Address:

Phone:

Fax:

Contact:

E-mail:

Web:

Source: By Millwork Contractor

Address:

Phone:

Fax:

Contact:

E-mail:

Web:

Product: Pan Sliced Oak / Rlat Cut

Color/Finish: Stained to match Designer's sample

Notes: Location= Home

Required Item(s) for Designer Approval Prior to Fabrication:

Prepared By: HY

☐ Seaming Diagram ☐ Strike-Off ☒ Finish Sample ☐ Cutting ☐ Shop Dwgs ☐ Prototype ☐ Flame Certificate

Instructions:

- 1 All veneer core elements will be clear straight-grain lumber of the best grade of the specified species.
- 2 Veneers are to be of similar thickness, density and characteristics to prevent any warping.
- 3 Veneers may not contain any open joints, face depressions, glue stains or other manufacturing irregularities.
- 4 All finishes will be selected to withstand heat, acid and water stains.
- 5 Items that require a paint finish will be shop sprayed except where impractical.
- 6 All paint and finish materials will be pure, unadulterated and the best quality from the specified vendor as indicated on drawings and specifications.

Project Name: **WALDORF ASTORIA- BEIJING**Project #: **09026**Issue Date: **05/31/11**Revision(s): **11/30/11 Δ 1**Item Number: **WD-25**Item Description: **Wood (Veneer)- Pan Sliced Oak / Rlat Cut**

Item Quantity:

Manufacturer: By Millwork ContractorSource: By Millwork Contractor

Instructions:

- 7 All finishes must match approved samples.
- 8 Finishes will be clean and clear in tone, smooth and without variation between any sides.
- 9 All work will be thoroughly sanded smooth and cleaned before any finish is applied.
- 10 All undercoats will be sanded smooth and sharp edges softened.

Project Name: **WALDORF ASTORIA- BEIJING**Project #: **09026**Item Number: **WD-26**Item Description: **Wood- (Solid)- Salvaged Oak / End Grain / Matte**Issue Date: **05/31/11**Revision(s): **11/30/11 Δ 1**

New Product

Item Quantity:

Manufacturer: By Millwork Contractor

Address:

Source: By Millwork Contractor

Address:

Phone:

Phone:

Fax:

Fax:

Contact:

Contact:

E-mail:

E-mail:

Web:

Web:

Product: Salvaged Oak / End Grain / Matte

Color/Finish: To match Designer's sample

Size/Dimensions: 4" x 4" x 3" (Tile)

Notes: Location= Home

Required Item(s) for Designer Approval Prior to Fabrication:

Prepared By: HY

☐ Seaming Diagram ☐ Strike-Off ☒ Finish Sample ☐ Cutting ☐ Shop Dwgs ☐ Prototype ☐ Flame Certificate

Instructions:

- 1 All veneer core elements will be clear straight-grain lumber of the best grade of the specified species.
- 2 Veneers are to be of similar thickness, density and characteristics to prevent any warping.
- 3 Veneers may not contain any open joints, face depressions, glue stains or other manufacturing irregularities.
- 4 All finishes will be selected to withstand heat, acid and water stains.
- 5 Items that require a paint finish will be shop sprayed except where impractical.
- 6 All paint and finish materials will be pure, unadulterated and the best quality from the specified vendor as indicated on drawings and specifications.

Project Name: **WALDORF ASTORIA- BEIJING**Project #: **09026**Item Number: **WD-26**Item Description: **Wood- (Solid)- Salvaged Oak / End Grain
/ Matte**Issue Date: **05/31/11**Revision(s): **11/30/11 Δ 1**

Item Quantity:

Manufacturer: By Millwork ContractorSource: By Millwork Contractor

Instructions:

- 7 All finishes must match approved samples.
- 8 Finishes will be clean and clear in tone, smooth and without variation between any sides.
- 9 All work will be thoroughly sanded smooth and cleaned before any finish is applied.
- 10 All undercoats will be sanded smooth and sharp edges softened.

Project Name: **WALDORF ASTORIA- BEIJING**Project #: **09026**Item Number: **WD-27**Item Description: **Wood (Veneer)- English White Oak / Flat Cut / Matte Finish / Custom Stain**Issue Date: **05/31/11**

Revision(s):

Item Quantity:

Manufacturer: Moncer Specialty Flooring (YPTO)

Source: Moncer Specialty Flooring

Address:

Address: 58 Dalemore Crescent
St. Catherines ON L2N 7K3

Phone:

Phone: (905) 938-5578

Fax:

Fax: (905) 938-3777

Contact:

Contact: Lorie Crouch

E-mail:

E-mail: info@moncer.com

Web:

Web: www.moncer.com

Product: English White Oak / Flat Cut / Matte Finish

Color/Finish: Stained to match Designer's sample

Notes: Location= Lobby Retail / Safe Room

Required Item(s) for Designer Approval Prior to Fabrication:

Prepared By: HY

☐ Seaming Diagram
 ☐ Strike-Off
 ☒ Finish Sample
 ☐ Cutting
 ☐ Shop Dwg's
 ☐ Prototype
 ☐ Flame Certificate

Instructions:

- 1 All veneer core elements will be clear straight-grain lumber of the best grade of the specified species.
- 2 Veneers are to be of similar thickness, density and characteristics to prevent any warping.
- 3 Veneers may not contain any open joints, face depressions, glue stains or other manufacturing irregularities.
- 4 All finishes will be selected to withstand heat, acid and water stains.
- 5 Items that require a paint finish will be shop sprayed except where impractical.
- 6 All paint and finish materials will be pure, unadulterated and the best quality from the specified vendor as indicated on drawings and specifications.
- 7 All finishes must match approved samples.

Project Name: **WALDORF ASTORIA- BEIJING**Project #: **09026**Item Number: **WD-27**Item Description: **Wood (Veneer)- English White Oak / Flat
Cut / Matte Finish / Custom Stain**Issue Date: **05/31/11**

Item Quantity:

Manufacturer: Moncer Specialty Flooring (YPTO)Source: Moncer Specialty Flooring

Instructions:

- 8 Finishes will be clean and clear in tone, smooth and without variation between any sides.
- 9 All work will be thoroughly sanded smooth and cleaned before any finish is applied.
- 10 All undercoats will be sanded smooth and sharp edges softened.

Project Name: **WALDORF ASTORIA- BEIJING**Project #: **09026**Item Number: **WD-28A**Item Description: **Wood (Veneer)- Zebrawood / End Cut / Ebonized 20%**Issue Date: **05/31/11**

Revision(s):

Item Quantity:

Manufacturer: By Millwork Contractor

Source: By Millwork Contractor

Address:

Address:

Phone:

Phone:

Fax:

Fax:

Contact:

Contact:

E-mail:

E-mail:

Web:

Web:

Product: Zebrawood / End Cut / Ebonized 20%

Notes: Location= Brasserie

Required Item(s) for Designer Approval Prior to Fabrication:

Prepared By: HY

☐ Seaming Diagram ☐ Strike-Off ☒ Finish Sample ☐ Cutting ☐ Shop Dwgs ☐ Prototype ☐ Flame Certificate

Instructions:

- 1 All veneer core elements will be clear straight-grain lumber of the best grade of the specified species.
- 2 Veneers are to be of similar thickness, density and characteristics to prevent any warping.
- 3 Veneers may not contain any open joints, face depressions, glue stains or other manufacturing irregularities.
- 4 All finishes will be selected to withstand heat, acid and water stains.
- 5 Items that require a paint finish will be shop sprayed except where impractical.
- 6 All paint and finish materials will be pure, unadulterated and the best quality from the specified vendor as indicated on drawings and specifications.
- 7 All finishes must match approved samples.

Project Name: **WALDORF ASTORIA- BEIJING**

Item Number: **WD-28A**

Project #: **09026**

Item Description: **Wood (Veneer)- Zebrawood / End Cut /
Ebonized 20%**

Issue Date: **05/31/11**

Item Quantity:

Manufacturer: By Millwork Contractor

Source: By Millwork Contractor

Instructions:

- 8 Finishes will be clean and clear in tone, smooth and without variation between any sides.
- 9 All work will be thoroughly sanded smooth and cleaned before any finish is applied.
- 10 All undercoats will be sanded smooth and sharp edges softened.

Project Name: **WALDORF ASTORIA- BEIJING**Project #: **09026**Item Number: **WD-28B**Item Description: **Wood (Veneer)- Zebrawood / End Cut / Ebonized 25%**Issue Date: **05/31/11**

Revision(s):

Item Quantity:

Manufacturer: By Millwork Contractor

Source: By Millwork Contractor

Address:

Address:

Phone:

Phone:

Fax:

Fax:

Contact:

Contact:

E-mail:

E-mail:

Web:

Web:

Product: Zebrawood / End Cut / Ebonized 25%

Notes: Location= Brasserie

Required Item(s) for Designer Approval Prior to Fabrication:

Prepared By: HY

☐ Seaming Diagram ☐ Strike-Off ☒ Finish Sample ☐ Cutting ☐ Shop Dwgs ☐ Prototype ☐ Flame Certificate

Instructions:

- 1 All veneer core elements will be clear straight-grain lumber of the best grade of the specified species.
- 2 Veneers are to be of similar thickness, density and characteristics to prevent any warping.
- 3 Veneers may not contain any open joints, face depressions, glue stains or other manufacturing irregularities.
- 4 All finishes will be selected to withstand heat, acid and water stains.
- 5 Items that require a paint finish will be shop sprayed except where impractical.
- 6 All paint and finish materials will be pure, unadulterated and the best quality from the specified vendor as indicated on drawings and specifications.
- 7 All finishes must match approved samples.

Project Name: **WALDORF ASTORIA- BEIJING**

Project #: **09026**

Item Number: **WD-28B**

Item Description: **Wood (Veneer)- Zebrawood / End Cut /
Ebonized 25%**

Issue Date: **05/31/11**

Item Quantity:

Manufacturer: By Millwork Contractor

Source: By Millwork Contractor

Instructions:

- 8 Finishes will be clean and clear in tone, smooth and without variation between any sides.
- 9 All work will be thoroughly sanded smooth and cleaned before any finish is applied.
- 10 All undercoats will be sanded smooth and sharp edges softened.

Project Name: **WALDORF ASTORIA- BEIJING**Project #: **09026**Item Number: **WD-28C**Item Description: **Wood (Veneer)- Zebrawood / End Cut / Ebonized 30%**Issue Date: **05/31/11**

Revision(s):

Item Quantity:

Manufacturer: By Millwork Contractor

Source: By Millwork Contractor

Address:

Address:

Phone:

Phone:

Fax:

Fax:

Contact:

Contact:

E-mail:

E-mail:

Web:

Web:

Product: Zebrawood / End Cut / Ebonized 30%

Notes: Location= Brasserie

Required Item(s) for Designer Approval Prior to Fabrication:

Prepared By: HY

☐ Seaming Diagram ☐ Strike-Off ☒ Finish Sample ☐ Cutting ☐ Shop Dwgs ☐ Prototype ☐ Flame Certificate

Instructions:

- 1 All veneer core elements will be clear straight-grain lumber of the best grade of the specified species.
- 2 Veneers are to be of similar thickness, density and characteristics to prevent any warping.
- 3 Veneers may not contain any open joints, face depressions, glue stains or other manufacturing irregularities.
- 4 All finishes will be selected to withstand heat, acid and water stains.
- 5 Items that require a paint finish will be shop sprayed except where impractical.
- 6 All paint and finish materials will be pure, unadulterated and the best quality from the specified vendor as indicated on drawings and specifications.
- 7 All finishes must match approved samples.

Project Name: **WALDORF ASTORIA- BEIJING**

Project #: **09026**

Item Number: **WD-28C**

Item Description: **Wood (Veneer)- Zebrawood / End Cut /
Ebonized 30%**

Issue Date: **05/31/11**

Item Quantity:

Manufacturer: By Millwork Contractor

Source: By Millwork Contractor

Instructions:

- 8 Finishes will be clean and clear in tone, smooth and without variation between any sides.
- 9 All work will be thoroughly sanded smooth and cleaned before any finish is applied.
- 10 All undercoats will be sanded smooth and sharp edges softened.

Project Name: **WALDORF ASTORIA- BEIJING**Project #: **09026**Item Number: **WD-28D**Item Description: **Wood (Veneer)- Zebrawood / End Cut / Ebonized 35%**Issue Date: **05/31/11**

Revision(s):

Item Quantity:

Manufacturer: By Millwork Contractor

Source: By Millwork Contractor

Address:

Address:

Phone:

Phone:

Fax:

Fax:

Contact:

Contact:

E-mail:

E-mail:

Web:

Web:

Product: Zebrawood / End Cut / Ebonized 35%

Notes: Location= Brasserie

Required Item(s) for Designer Approval Prior to Fabrication:

Prepared By: HY

☐ Seaming Diagram ☐ Strike-Off ☒ Finish Sample ☐ Cutting ☐ Shop Dwgs ☐ Prototype ☐ Flame Certificate

Instructions:

- 1 All veneer core elements will be clear straight-grain lumber of the best grade of the specified species.
- 2 Veneers are to be of similar thickness, density and characteristics to prevent any warping.
- 3 Veneers may not contain any open joints, face depressions, glue stains or other manufacturing irregularities.
- 4 All finishes will be selected to withstand heat, acid and water stains.
- 5 Items that require a paint finish will be shop sprayed except where impractical.
- 6 All paint and finish materials will be pure, unadulterated and the best quality from the specified vendor as indicated on drawings and specifications.
- 7 All finishes must match approved samples.

Project Name: **WALDORF ASTORIA- BEIJING**

Project #: **09026**

Item Number: **WD-28D**

Item Description: **Wood (Veneer)- Zebrawood / End Cut /
Ebonized 35%**

Issue Date: **05/31/11**

Item Quantity:

Manufacturer: By Millwork Contractor

Source: By Millwork Contractor

Instructions:

- 8 Finishes will be clean and clear in tone, smooth and without variation between any sides.
- 9 All work will be thoroughly sanded smooth and cleaned before any finish is applied.
- 10 All undercoats will be sanded smooth and sharp edges softened.

Project Name: **WALDORF ASTORIA- BEIJING**Project #: **09026**Item Number: **WD-29**Item Description: **Wood (Veneer)- Zebrawood / Quarter Cut / Ebonized 40%**Issue Date: **05/31/11**

Revision(s):

Item Quantity:

Manufacturer: By Millwork Contractor

Source: By Millwork Contractor

Address:

Address:

Phone:

Phone:

Fax:

Fax:

Contact:

Contact:

E-mail:

E-mail:

Web:

Web:

Product: Zebrawood / Quarter Cut / Ebonized 40%

Notes: Location= Brasserie

Required Item(s) for Designer Approval Prior to Fabrication:

Prepared By: HY

☐ Seaming Diagram ☐ Strike-Off ☒ Finish Sample ☐ Cutting ☐ Shop Dwgs ☐ Prototype ☐ Flame Certificate

Instructions:

- 1 All veneer core elements will be clear straight-grain lumber of the best grade of the specified species.
- 2 Veneers are to be of similar thickness, density and characteristics to prevent any warping.
- 3 Veneers may not contain any open joints, face depressions, glue stains or other manufacturing irregularities.
- 4 All finishes will be selected to withstand heat, acid and water stains.
- 5 Items that require a paint finish will be shop sprayed except where impractical.
- 6 All paint and finish materials will be pure, unadulterated and the best quality from the specified vendor as indicated on drawings and specifications.
- 7 All finishes must match approved samples.

Project Name: **WALDORF ASTORIA- BEIJING**

Item Number: **WD-29**

Project #: **09026**

Item Description: **Wood (Veneer)- Zebrawood / Quarter Cut
/ Ebonized 40%**

Issue Date: **05/31/11**

Item Quantity:

Manufacturer: By Millwork Contractor

Source: By Millwork Contractor

Instructions:

- 8 Finishes will be clean and clear in tone, smooth and without variation between any sides.
- 9 All work will be thoroughly sanded smooth and cleaned before any finish is applied.
- 10 All undercoats will be sanded smooth and sharp edges softened.

Project Name: **WALDORF ASTORIA- BEIJING**Project #: **09026**Item Number: **WD-30**Item Description: **Wood (Veneer)- Zebrano / 03.016 / Matte
10% Sheen**Issue Date: **05/31/11**

Revision(s):

Item Quantity:

Manufacturer: By Millwork Contractor

Source: By Millwork Contractor

Address:

Address:

Phone:

Phone:

Fax:

Fax:

Contact:

Contact:

E-mail:

E-mail:

Web:

Web:

Product: Zebrano / 03.016 / Matte / 10% Sheen

Color/Finish: To match Designer's sample

Notes:

Veneer Supplied by:
 Tabu China Company Ltd
 Room C, 8F Silver Boulevard
 JiuAn Plaza No. 258
 Tong Ren Road JingAn District
 200040 Shanghai, China
 89 21 6279 0101
 nicolehu@tabuchina.cn

Location= Spa

Required Item(s) for Designer Approval Prior to Fabrication:

Prepared By: HY

☐ Seaming Diagram ☐ Strike-Off ☒ Finish Sample ☐ Cutting ☐ Shop Dwgs ☐ Prototype ☐ Flame Certificate

Instructions:

- 1 All veneer core elements will be clear straight-grain lumber of the best grade of the specified species.
- 2 Veneers are to be of similar thickness, density and characteristics to prevent any warping.
- 3 Veneers may not contain any open joints, face depressions, glue stains or other manufacturing irregularities.
- 4 All finishes will be selected to withstand heat, acid and water stains.
- 5 Items that require a paint finish will be shop sprayed except where impractical.
- 6 All paint and finish materials will be pure, unadulterated and the best quality from the specified vendor as indicated on drawings and specifications.
- 7 All finishes must match approved samples.

Project Name: **WALDORF ASTORIA- BEIJING**

Item Number: **WD-30**

Project #: **09026**

Item Description: **Wood (Veneer)- Zebrano / 03.016 / Matte
10% Sheen**

Issue Date: **05/31/11**

Item Quantity:

Manufacturer: By Millwork Contractor

Source: By Millwork Contractor

Instructions:

- 8 Finishes will be clean and clear in tone, smooth and without variation between any sides.
- 9 All work will be thoroughly sanded smooth and cleaned before any finish is applied.
- 10 All undercoats will be sanded smooth and sharp edges softened.

Project Name: **WALDORF ASTORIA- BEIJING**Project #: **09026**Item Number: **WD-31**Item Description: **Wood (Veneer)- Sapele / Ebonized / 10% Sheen**Issue Date: **05/31/11**

Revision(s):

Item Quantity:

Manufacturer: By Millwork Contractor

Source: By Millwork Contractor

Address:

Address:

Phone:

Phone:

Fax:

Fax:

Contact:

Contact:

E-mail:

E-mail:

Web:

Web:

Product: Sapele / Ebonized / 10% Sheen

Notes: Location= Lobby Lounge

Required Item(s) for Designer Approval Prior to Fabrication:

Prepared By: HY

☐ Seaming Diagram ☐ Strike-Off ☒ Finish Sample ☐ Cutting ☐ Shop Dwgs ☐ Prototype ☐ Flame Certificate

Instructions:

- 1 All veneer core elements will be clear straight-grain lumber of the best grade of the specified species.
- 2 Veneers are to be of similar thickness, density and characteristics to prevent any warping.
- 3 Veneers may not contain any open joints, face depressions, glue stains or other manufacturing irregularities.
- 4 All finishes will be selected to withstand heat, acid and water stains.
- 5 Items that require a paint finish will be shop sprayed except where impractical.
- 6 All paint and finish materials will be pure, unadulterated and the best quality from the specified vendor as indicated on drawings and specifications.
- 7 All finishes must match approved samples.

Project Name: **WALDORF ASTORIA- BEIJING**

Item Number: **WD-31**

Project #: **09026**

Item Description: **Wood (Veneer)- Sapele / Ebonized / 10%
Sheen**

Issue Date: **05/31/11**

Item Quantity:

Manufacturer: By Millwork Contractor

Source: By Millwork Contractor

Instructions:

- 8 Finishes will be clean and clear in tone, smooth and without variation between any sides.
- 9 All work will be thoroughly sanded smooth and cleaned before any finish is applied.
- 10 All undercoats will be sanded smooth and sharp edges softened.

Project Name: **WALDORF ASTORIA- BEIJING**Project #: **09026**Issue Date: **11/30/11**Revision(s): **02/03/12** **Δ 1**
New productItem Number: **WD-32**Item Description: **Wood (Lacquer)- / High Gloss**

Item Quantity:

Manufacturer: By Millwork Contractor

Source: By Millwork Contractor

Address:

Address:

Phone:

Phone:

Fax:

Fax:

Contact:

Contact:

E-mail:

E-mail:

Web:

Web:

Product: Lacquer / High Gloss

Color/Finish: To match Designer's sample

Notes:

Paint colours:

Persimmon Berry / 60YR 26/605 with rubed eyes in
Coca Mousse / 48YR / 06/091Paint reference from ICI Dulux Paints
www.icipaint.com

Required Item(s) for Designer Approval Prior to Fabrication:

Prepared By: ADM

☐ Seaming Diagram
 ☐ Strike-Off
 ☒ Finish Sample
 ☐ Cutting
 ☐ Shop Dwgs
 ☐ Prototype
 ☐ Flame Certificate

Instructions:

- 1 All veneer core elements will be clear straight-grain lumber of the best grade of the specified species.
- 2 Veneers are to be of similar thickness, density and characteristics to prevent any warping.
- 3 Veneers may not contain any open joints, face depressions, glue stains or other manufacturing irregularities.
- 4 All finishes will be selected to withstand heat, acid and water stains.
- 5 Items that require a paint finish will be shop sprayed except where impractical.
- 6 All paint and finish materials will be pure, unadulterated and the best quality from the specified vendor as indicated on drawings and specifications.

Project Name: **WALDORF ASTORIA- BEIJING**Item Number: **WD-32**Project #: **09026**Item Description: **Wood (Lacquer)- / High Gloss**Issue Date: **11/30/11**Revision(s): **02/03/12 Δ 1**

Item Quantity:

Manufacturer: By Millwork ContractorSource: By Millwork Contractor

Instructions:

- 7 All finishes must match approved samples.
- 8 Finishes will be clean and clear in tone, smooth and without variation between any sides.
- 9 All work will be thoroughly sanded smooth and cleaned before any finish is applied.
- 10 All undercoats will be sanded smooth and sharp edges softened.

Project Name: **WALDORF ASTORIA- BEIJING**Project #: **09026**Item Number: **WD-33**Item Description: **Wood- Hammered & Painted to match
ML08**Issue Date: **02/03/12**

Revision(s):

Item Quantity:

Manufacturer: By Millwork Contractor

Source: By Millwork Contractor

Address:

Address:

Phone:

Phone:

Fax:

Fax:

Contact:

Contact:

E-mail:

E-mail:

Web:

Web:

Product: Wood- Hammered & Painted to match ML08

Color/Finish: To match Designer's sample

Required Item(s) for Designer Approval Prior to Fabrication:

Prepared By: HY

☐ Seaming Diagram
 ☐ Strike-Off
 ☒ Finish Sample
 ☐ Cutting
 ☐ Shop Dwgs
 ☐ Prototype
 ☐ Flame Certificate

Instructions:

- 1 All veneer core elements will be clear straight-grain lumber of the best grade of the specified species.
- 2 Veneers are to be of similar thickness, density and characteristics to prevent any warping.
- 3 Veneers may not contain any open joints, face depressions, glue stains or other manufacturing irregularities.
- 4 All finishes will be selected to withstand heat, acid and water stains.
- 5 Items that require a paint finish will be shop sprayed except where impractical.
- 6 All paint and finish materials will be pure, unadulterated and the best quality from the specified vendor as indicated on drawings and specifications.
- 7 All finishes must match approved samples.

Project Name: **WALDORF ASTORIA- BEIJING**

Item Number: **WD-33**

Project #: **09026**

Item Description: **Wood- Hammered & Painted to match
ML08**

Issue Date: **02/03/12**

Item Quantity:

Manufacturer: By Millwork Contractor

Source: By Millwork Contractor

Instructions:

- 8 Finishes will be clean and clear in tone, smooth and without variation between any sides.
- 9 All work will be thoroughly sanded smooth and cleaned before any finish is applied.
- 10 All undercoats will be sanded smooth and sharp edges softened.